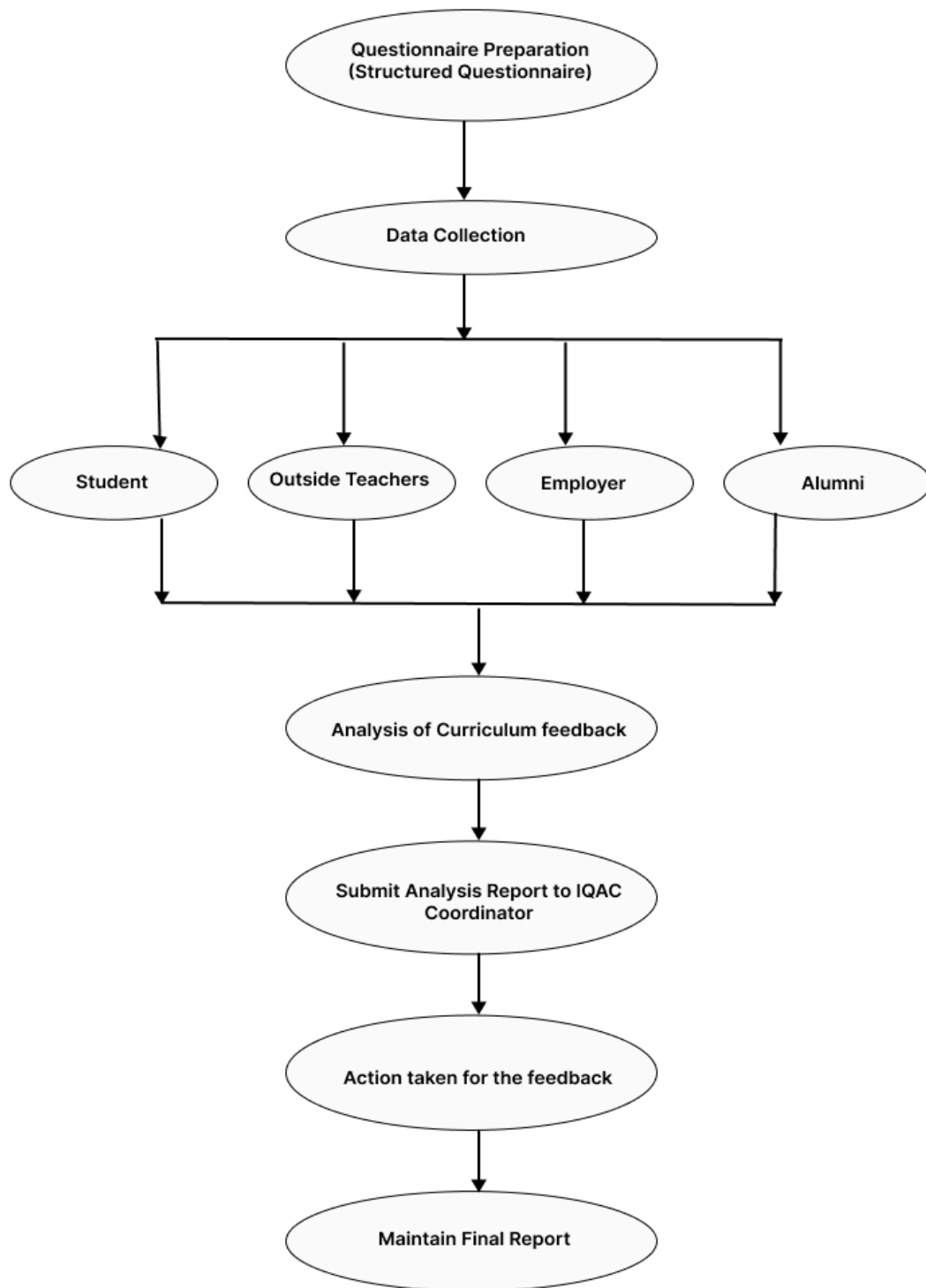


Mahatma Education Society's
Pillai College of Arts, Commerce & Science,
(Autonomous)
Affiliated to University of Mumbai New Panvel



Curriculum Feedback
2022-2023

Curriculum Feedback Analysis Flowchart





**Mahatma Education Society's
Pillai College of Arts, Commerce & Science
(Autonomous)**

Affiliated to University of Mumbai
NAAC Accredited 'A' grade (3 cycles)
Best College Award by University of Mumbai
ISO 9001:2015 Certified



Curriculum Student Feedback

Introduction

The University Grant Commission conferred Autonomous status to Pillai College of Arts, Commerce & Science in 2018. Our Institution has adopted 'Outcome based Education'. The curriculum of all programs are designed by taking into account the Program Outcomes & Program Specific Outcomes which are in tune with the vision & mission statements of the Institution. The curriculum is designed very thoughtfully after studying the latest technological changes and the opportunities existing in regional and global level with all necessary fundamentals. The Institution implements the well designed syllabus with desired learning outcomes by using innovative teaching learning pedagogies. We evaluate our students' performance on a continuous basis. The Institution ensures effective curriculum delivery through a well planned and documented process. A structured feedback is taken on continuous basis from all our stakeholders which helps us in further improvement. Syllabus revision is being paced cautiously and steadily by the Institute. First, Syllabus is discussed in a meeting of board of studies in-house members. Secondly, respective Board of studies members discuss changes to the entire syllabus in their meetings. In those meetings, industry experts, alumni, and teachers from other colleges contribute their ideas. Finally, the syllabus is put to the Academic Council for approval.

Different stakeholders have been invited to provide feedback on the syllabus. Through this process, better content is introduced at each stage of revision. As a result of feedback from students, we are able to identify any shortcomings in the syllabus or value additions that were required.

Mechanism of the feedback

- A Google feedback form was created with relevant questions relating to different particulars of the curriculum.
- The link of the form was shared to the candidates through social media platforms where they have to fill the same within the stipulated time.
- The link was active for a month
- The feedback was collected for quality improvement of the curriculum.

Aspects of the questionnaire:

- Relevance of Curriculum to programme
- Conceptual clarity and practical understanding from the curriculum
- Sequence of the courses in the curriculum
- Electives offered in terms of their relevance to the specialization streams
- Availability of learning material in the library
- Skilling for employability offered by curriculum
- Consideration to Competitive age given in curriculum

SUMMARY:

Total Responded:

Curriculum Feedback Student

Academic Year 2022-23

Programme Name	Sem I	Sem II	Sem III	Sem IV	Sem V	Sem VI	Total
B.A.F.	129	169	167	135	101	241	942
B.A. M.M.C	49	133	26	145	20	130	503
B.B.A.	73	97	NA	NA	NA	NA	170
B.Com.	70	78	72	205	105	214	744
B.F.M.	46	79	37	45	32	103	342
B.M.S.	191	208	152	272	17	174	1014
B.Sc.B.T.	57	98	3	44	27	72	301
B.Sc.C.S	122	189	172	112	123	198	916
B.Sc.Eco.	34	44	9	11	NA	NA	98
B.Sc.F.D.T.	12	13	NA	NA	NA	NA	25
B.Sc.I.T.	128	235	51	185	38	141	778

M.A.M.C.J.	6	11	15	19	NA	NA	51
M.Com.	47	53	43	61	NA	NA	204
M.Sc.B.T.	19	19	30	34	NA	NA	102
M.Sc.D.A.	36	42	NA	NA	NA	NA	78
M.Sc.I.T.	23	32	34	46	NA	NA	135
Total	942	1700	598	1412	467	1287	6406

Summary of results:

Curriculum Feedback Student Academic Year 2022-23

As per the feedback taken from students it has been observed that Bachelor of Commerce, B.Com. Accounting & Finance, B.Com. Financial Market, Bachelor of Management Studies, Bachelor of Arts Multimedia and Mass Communication, Bachelor of Business Administration, Bachelor of Science in Information Technology, Bachelor of Science in Computer Science, Bachelor of Science in Biotechnology, Bachelor of Science in Economics, Bachelor of Science in Fashion Design and Technologies, Master of Arts in Mass communication & Journalism, Master of Commerce, Master of Science in Biotechnology, Master of Information Technology, Master of Science in Data Analytics departments having Relevance of Curriculum to programme, Conceptual clarity and practical understanding from the curriculum, Sequence of the courses in the curriculum, Electives offered in terms of their relevance to the specialization streams, Availability of learning material in the library, Skilling for employability offered by curriculum, Consideration to Competitive age given in curriculum comes on an average of 67%.

Data Analysis

STUDENTS

2.1 Bachelor of Commerce (Regular)

1. Relevance of Curriculum to programme				
	Very Good	Good	Satisfactory	Needs Improvement
SEM 1	44.29%	44.29%	11.43%	0.00%
SEM 2	44.87%	39.74%	12.82%	2.56%
SEM 3	34.72%	34.72%	23.61%	6.94%
SEM 4	40.98%	28.78%	23.41%	6.83%
SEM 5	58.10%	17.14%	12.38%	12.38%
SEM 6	57.94%	17.76%	16.36%	7.94%
AVERAGE	46.82%	30.41%	16.67%	6.11%
(Very Good + Good+ Satisfactory)	93.89%			

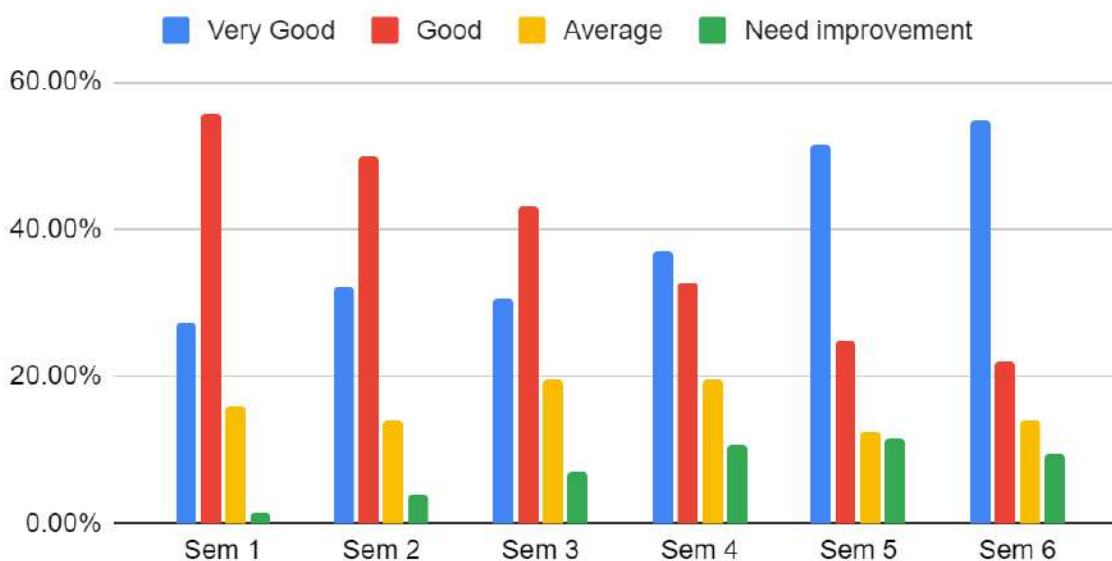
Curriculum and its relevance



As per the feedback taken from student it has been observed that **average 93.89%** gave a positive response towards **Relevance of Curriculum to programme**

2. Conceptual clarity and practical understanding from the curriculum				
	Very Good	Good	Satisfactory	Needs Improvement
SEM 1	27.14%	55.71%	15.71%	1.43%
SEM 2	32.05%	50.00%	14.10%	3.85%
SEM 3	30.56%	43.06%	19.44%	6.94%
SEM 4	37.07%	32.68%	19.51%	10.73%
SEM 5	51.43%	24.76%	12.38%	11.43%
SEM 6	54.67%	21.96%	14.02%	9.35%
Average	38.82%	38.03%	15.86%	7.29%
(Very Good + Good+ Satisfactory)	92.71%			

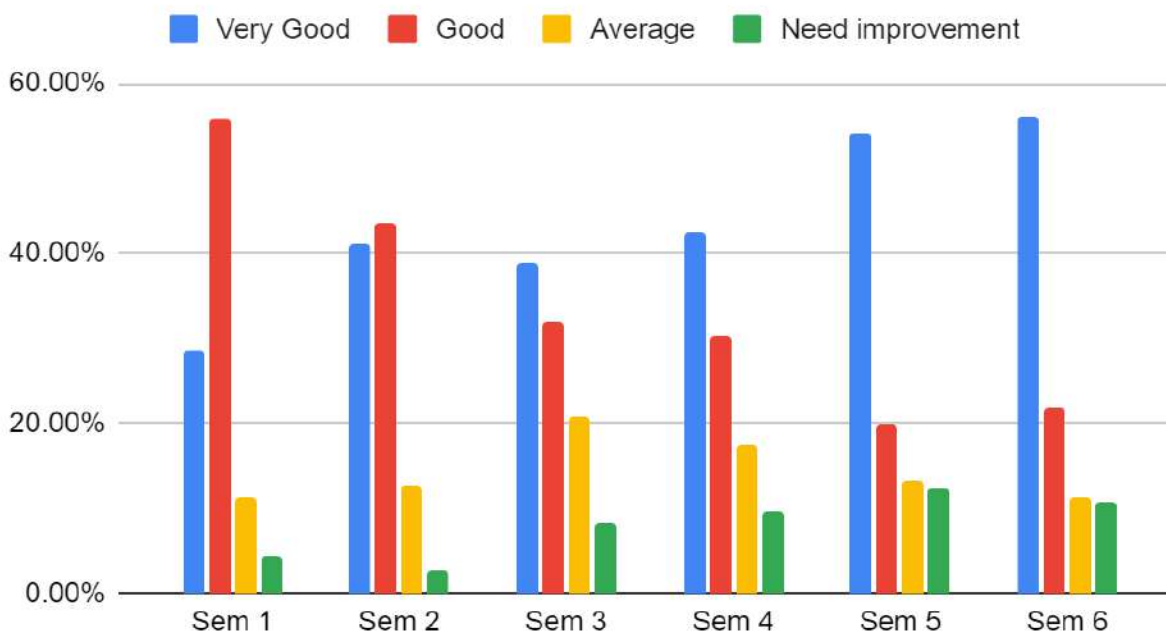
Conceptual clarity and practical understanding from the curriculum



As per the feedback taken from student it has been observed that **average 92.71%** gave a positive response towards **Consideration to Competitive age given in curriculum**

3. Sequence of the courses in the curriculum				
	Very Good	Good	Satisfactory	Needs Improvement
SEM 1	28.57%	55.71%	11.43%	4.29%
SEM 2	41.03%	43.59%	12.82%	2.56%
SEM 3	38.89%	31.94%	20.83%	8.33%
SEM 4	42.44%	30.24%	17.56%	9.76%
SEM 5	54.29%	20.00%	13.33%	12.38%
SEM 6	56.07%	21.96%	11.21%	10.75%
Average	43.55%	33.91%	14.53%	8.01%
(Very Good + Good+ Satisfactory)	91.99%			

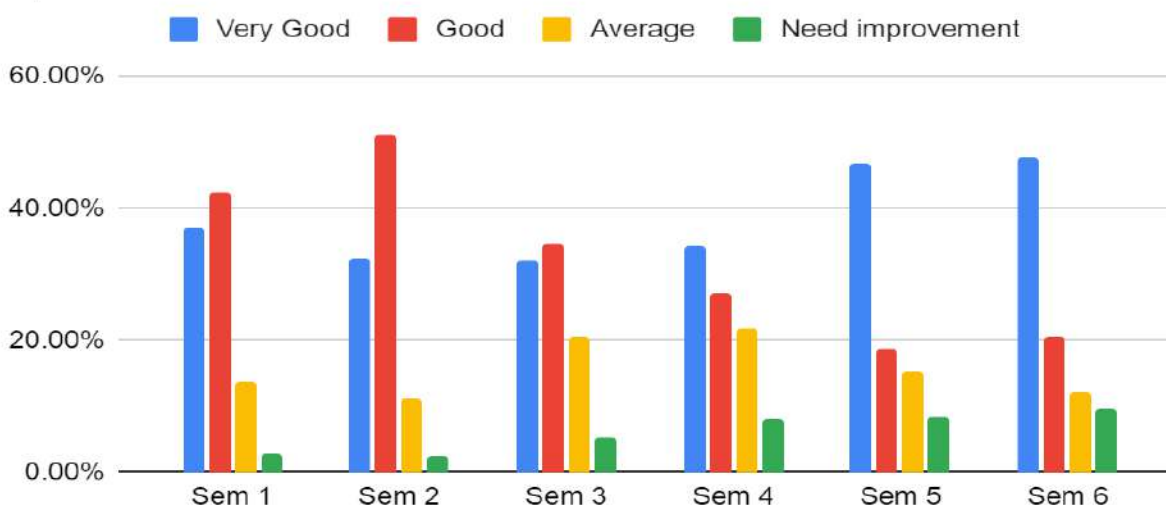
Sequence of the courses in the curriculum



As per the feedback taken from students it has been observed that on average 91.99% gave a positive response towards **Sequence of the courses in the curriculum**.

4. Electives offered in terms of their relevance to the specialization streams				
	Very Good	Good	Satisfactory	Needs Improvement
SEM 1	38.57%	44.29%	14.29%	2.86%
SEM 2	33.33%	52.56%	11.54%	2.56%
SEM 3	34.72%	37.50%	22.22%	5.56%
SEM 4	37.56%	29.76%	23.90%	8.78%
SEM 5	52.38%	20.95%	17.14%	9.52%
SEM 6	52.80%	22.90%	13.55%	10.75%
Average	41.56%	34.66%	17.11%	6.67%
(Very Good + Good+ Satisfactory)	93.33%			

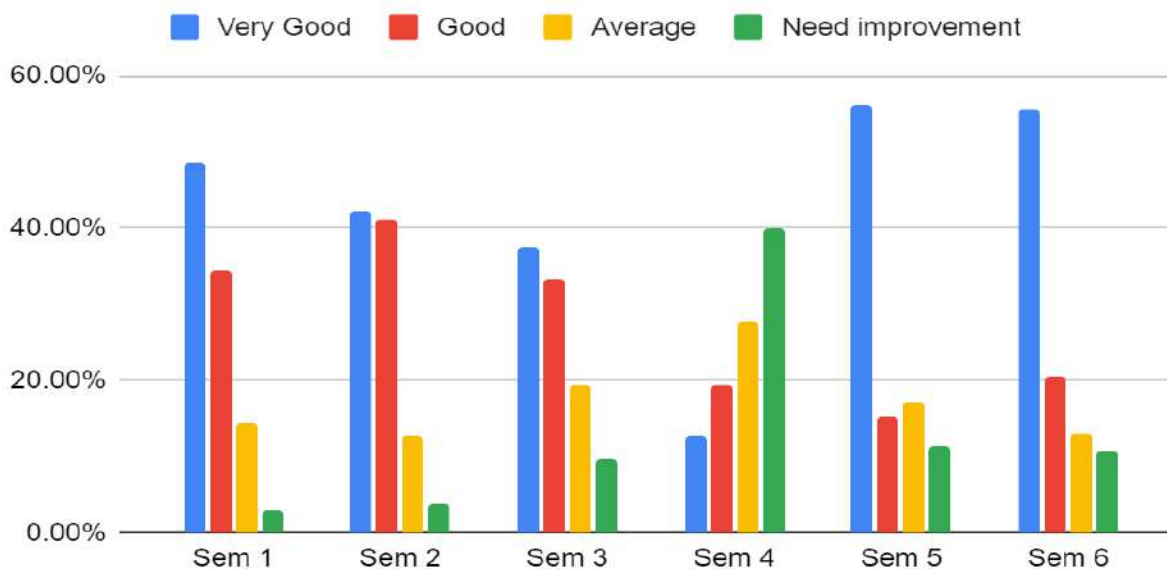
Electives offered in terms of their relevance to the specialization streams



As per the feedback taken from student it has been observed that **average 93.33%** gave a positive response towards **Electives offered in terms of their relevance to the specialization streams**

5. Availability of learning material in the library				
	Very Good	Good	Satisfactory	Needs Improvement
SEM 1	48.57%	34.29%	14.29%	2.86%
SEM 2	42.31%	41.03%	12.82%	3.85%
SEM 3	37.50%	33.33%	19.44%	9.72%
SEM 4	12.68%	19.51%	27.80%	40.00%
SEM 5	56.19%	15.24%	17.14%	11.43%
SEM 6	55.61%	20.56%	13.08%	10.75%
Average	42.14%	27.33%	17.43%	13.10%
(Very Good + Good+ Satisfactory)	86.90%			

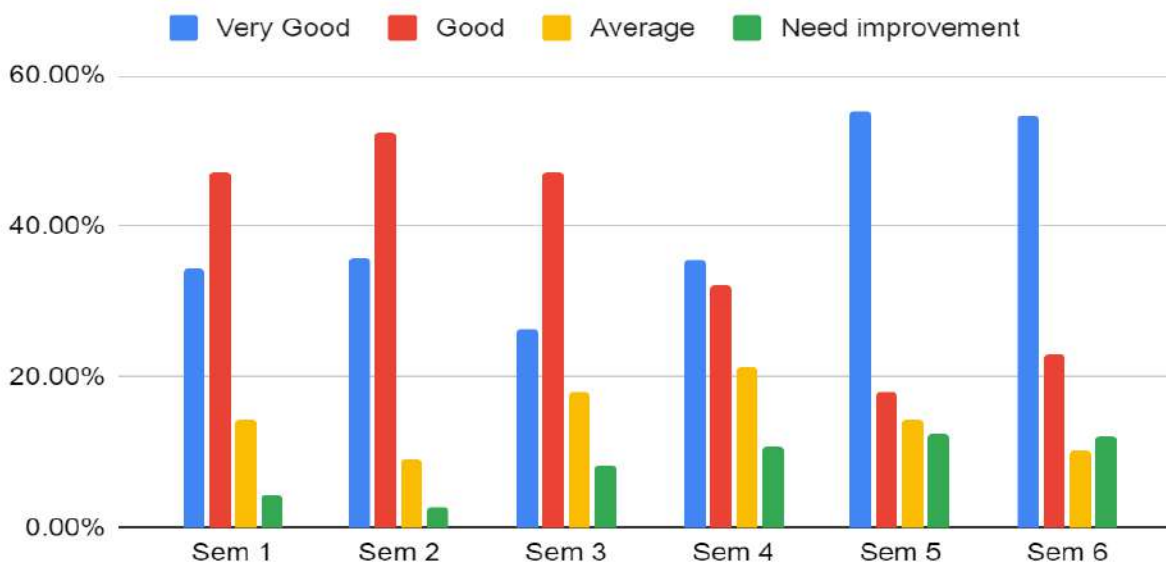
Availability of learning material in the library



As per the feedback taken from student it has been observed that **average** 86.90% gave a positive response towards **Availability of learning material in the library**

6. Skilling for employability offered by curriculum				
	Very Good	Good	Satisfactory	Needs Improvement
SEM 1	34.29%	47.14%	14.29%	4.29%
SEM 2	35.90%	52.56%	8.97%	2.56%
SEM 3	26.39%	47.22%	18.06%	8.33%
SEM 4	35.61%	32.20%	21.46%	10.73%
SEM 5	55.24%	18.10%	14.29%	12.38%
SEM 6	54.67%	22.90%	10.28%	12.15%
Average	40.35%	36.69%	14.56%	8.41%
(Very Good + Good+ Satisfactory)	91.59%			

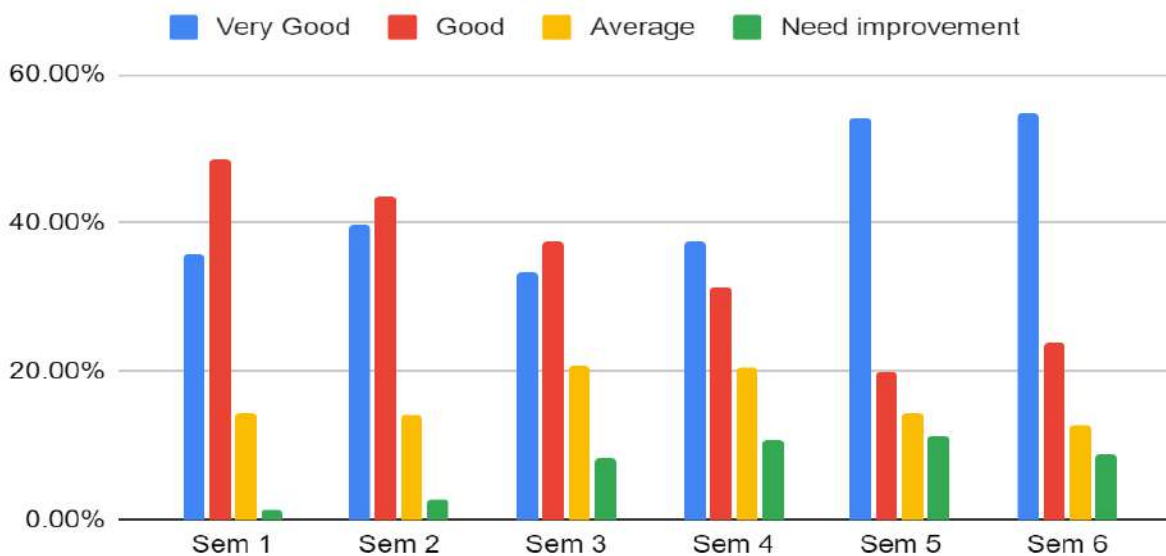
Skilling for employability offered by curriculum



As per the feedback taken from student it has been observed that **average 91.59%** gave a positive response towards **Skilling for employability offered by curriculum**

7. Consideration to Competitive age given in curriculum				
	Very Good	Good	Satisfactory	Needs Improvement
SEM 1	35.71%	48.57%	14.29%	1.43%
SEM 2	39.74%	43.59%	14.10%	2.56%
SEM 3	33.33%	37.50%	20.83%	8.33%
SEM 4	37.56%	31.22%	20.49%	10.73%
SEM 5	54.29%	20.00%	14.29%	11.43%
SEM 6	54.67%	23.83%	12.62%	8.88%
Average	42.55%	34.12%	16.10%	7.23%
(Very Good + Good+ Satisfactory)	92.77			

Competitive edge in the market



As per the feedback taken from student it has been observed that **average 92.77%** gave a positive response towards **Consideration to Competitive age given in curriculum**

Bachelor of Commerce (Regular)

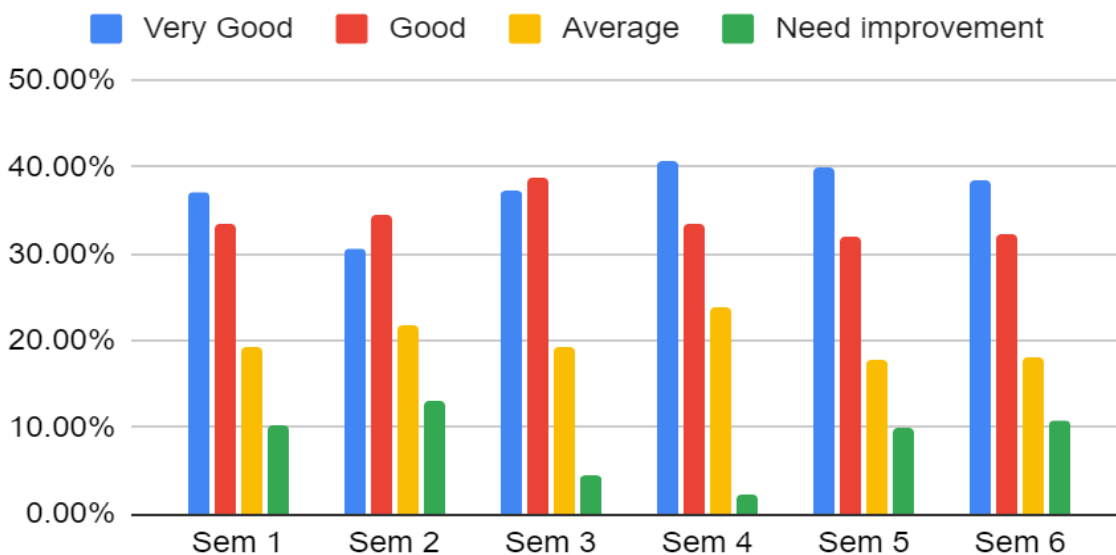
Suggestions, Recommendations and Action Taken

Sr No	Suggestions by Students	Recommendations by Autonomy Monitoring Committee	Action taken by coordinators
1	Include more practical projects that will help in portfolio building and not only ppt and studying history of subjects. The real life application and tracking of progress will help the students understand and upskill better. Thank you!	Practical aspects of subjects to be included in teaching methodologies	Case study-based teaching methodologies are adopted in every course, and it is also included in evaluation of the also.
2	Make courses more practical, the theory system is dated but still is explained well by all the professors. But new forms of learning are most welcome for students.		
3	Please provide us with ebooks for reference as there's a limited amount of books available in library		
4	The electives offered to us are not at all satisfactory as this degree at this point seems irrelevant because of the lack of subjects introduced rather than the general syllabus offered	The library is well equipped with subscription of e books and e journals, students can freely access the same. Hence no recommendation	No action taken required
		Electives considering New Education Policy guidelines to be included	Syllabus is reframed as per New Education Policy guidelines which contains discipline specific electives, general electives and pool of skill enhancement courses

2.2 Bachelor of Commerce (Accounting & Finance)

1. Relevance of Curriculum to programme				
	Very Good	Good	Satisfactory	Needs Improvement
Sem 1	37.21%	33.33%	19.38%	10.08%
Sem 2	30.48%	34.57%	21.93%	13.01%
Sem 3	37.31%	38.81%	19.40%	4.48%
Sem 4	40.74%	33.33%	23.70%	2.22%
Sem 5	40.00%	32.00%	18.00%	10.00%
Sem 6	38.59%	32.37%	18.26%	10.79%
Average	37.39%	34.07%	20.11%	8.43%
(Very Good + Good+ Satisfactory)	91.57%			

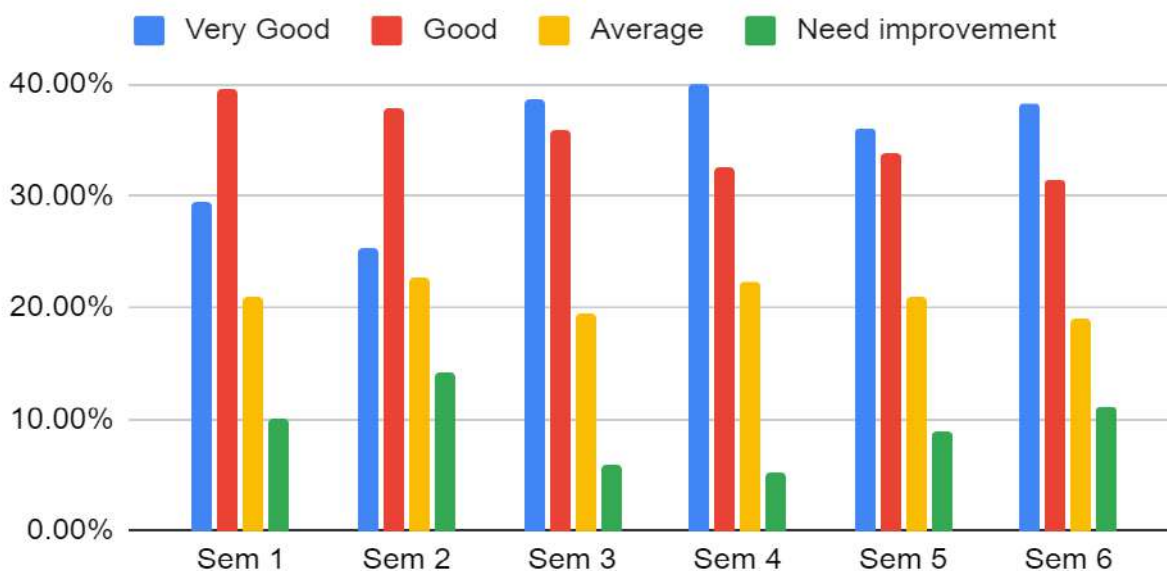
Curriculum and its relevance



As per the feedback taken from students it has been observed that **average 91.57%** gave a positive response towards **Relevance of Curriculum to programme**.

2. Conceptual clarity and practical understanding from the curriculum				
	Very Good	Good	Satisfactory	Needs Improvement
Sem 1	29.46%	39.53%	20.93%	10.08%
Sem 2	25.28%	37.92%	22.68%	14.13%
Sem 3	38.81%	35.82%	19.40%	5.97%
Sem 4	40.00%	32.59%	22.22%	5.19%
Sem 5	36.00%	34.00%	21.00%	9.00%
Sem 6	38.17%	31.54%	19.09%	11.20%
Average	37.39%	34.07%	20.11%	8.43%
(Very Good + Good+ Satisfactory)	90.74%			

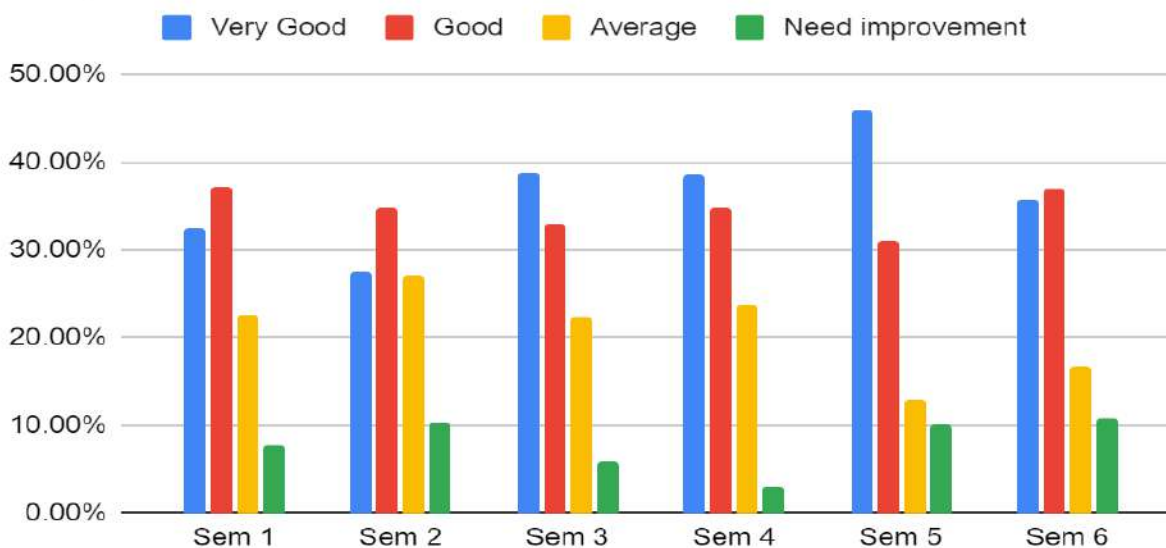
Conceptual clarity and practical understanding from the curriculum



As per the feedback taken from students it has been observed that on average **69.85%** gave a positive response towards **Conceptual clarity and practical understanding from the curriculum**.

3. Sequence of the courses in the curriculum				
	Very Good	Good	Satisfactory	Needs Improvement
Sem 1	32.56%	37.21%	22.48%	7.75%
Sem 2	27.51%	34.94%	27.14%	10.41%
Sem 3	38.81%	32.84%	22.39%	5.97%
Sem 4	38.52%	34.81%	23.70%	2.96%
Sem 5	46.00%	31.00%	13.00%	10.00%
Sem 6	35.68%	36.93%	16.60%	10.79%
Average	36.51%	34.62%	20.88%	7.98%
(Very Good + Good+ Satisfactory)	92.02%			

Sequence of the courses in the curriculum



As per the feedback taken from students it has been observed that on average **92.02%** gave a positive response towards **Sequence of the courses in the curriculum**.

4. Electives offered in terms of their relevance to the specialization streams				
	Very Good	Good	Satisfactory	Needs Improvement
Sem 1	32.56%	34.88%	26.36%	6.20%
Sem 2	27.88%	33.83%	25.28%	13.01%
Sem 3	37.31%	37.31%	19.40%	5.97%
Sem 4	40.00%	31.85%	24.44%	3.70%
Sem 5	40.00%	28.00%	22.00%	10.00%
Sem 6	34.85%	35.68%	19.50%	9.96%
Average	35.43%	33.59%	22.83%	8.14%
(Very Good + Good+ Satisfactory)	91.86%			

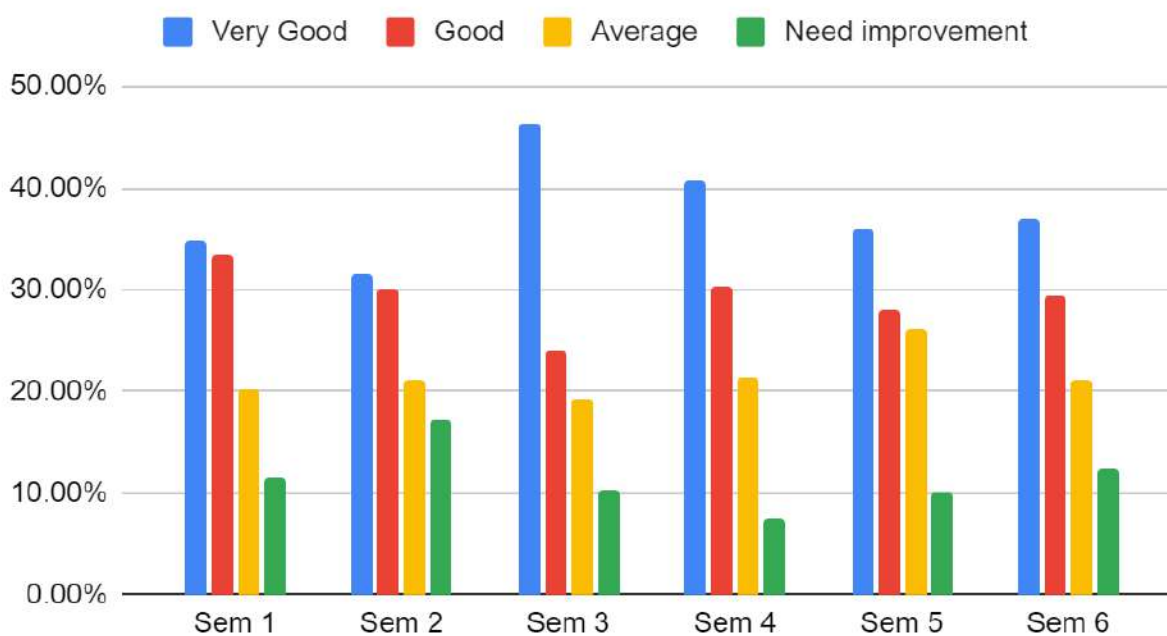
Electives offered in terms of their relevance to the specialization streams



As per the feedback taken from students it has been observed that on average **91.86%** gave a positive response towards **Electives offered in terms of their relevance to the specialization streams**.

5. Availability of learning material in the library				
	Very Good	Good	Satisfactory	Needs Improvement
Sem 1	34.88%	33.33%	20.16%	11.63%
Sem 2	31.60%	30.11%	21.19%	17.10%
Sem 3	46.27%	23.88%	19.40%	10.45%
Sem 4	40.74%	30.37%	21.48%	7.41%
Sem 5	36.00%	28.00%	26.00%	10.00%
Sem 6	36.93%	29.46%	21.16%	12.45%
Average	37.74%	29.19%	21.57%	11.51%
(Very Good + Good+ Satisfactory)	88.49%			

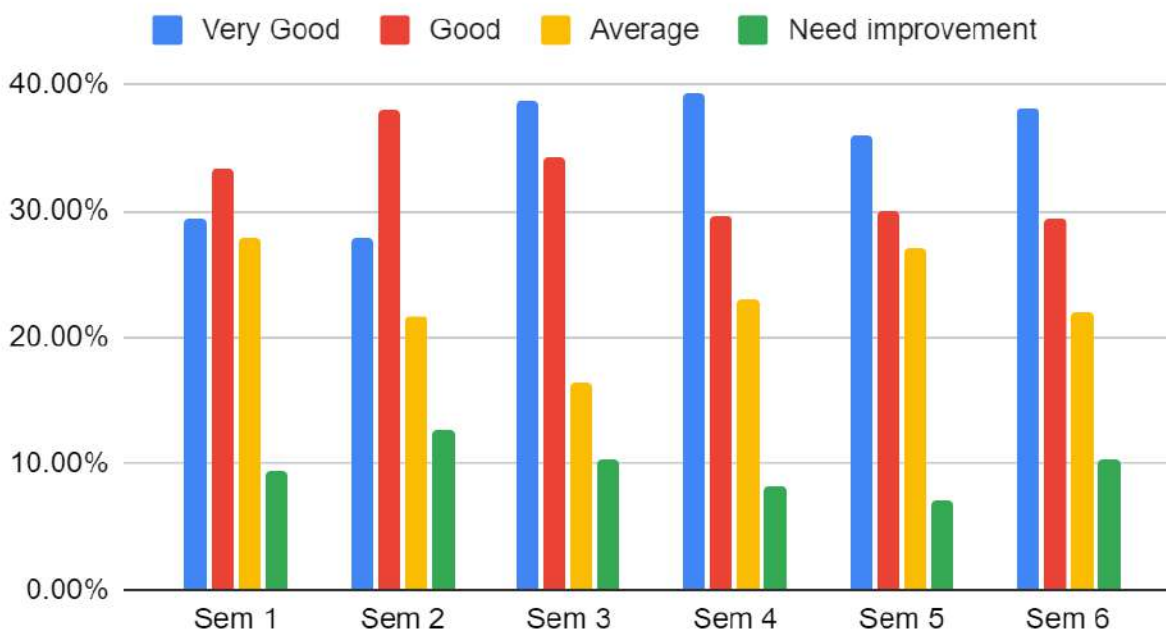
Availability of learning material in the library



As per the feedback taken from students it has been observed that on average **88.49%** gave a positive response towards **Availability of learning material in the library**.

6. Skilling for employability offered by curriculum				
	Very Good	Good	Satisfactory	Needs Improvement
Sem 1	29.46%	33.33%	27.91%	9.30%
Sem 2	27.88%	37.92%	21.56%	12.64%
Sem 3	38.81%	34.33%	16.42%	10.45%
Sem 4	39.26%	29.63%	22.96%	8.15%
Sem 5	36.00%	30.00%	27.00%	7.00%
Sem 6	38.17%	29.46%	21.99%	10.37%
Average	34.93%	32.45%	22.97%	9.65%
(Very Good + Good+ Satisfactory)	90.35%			

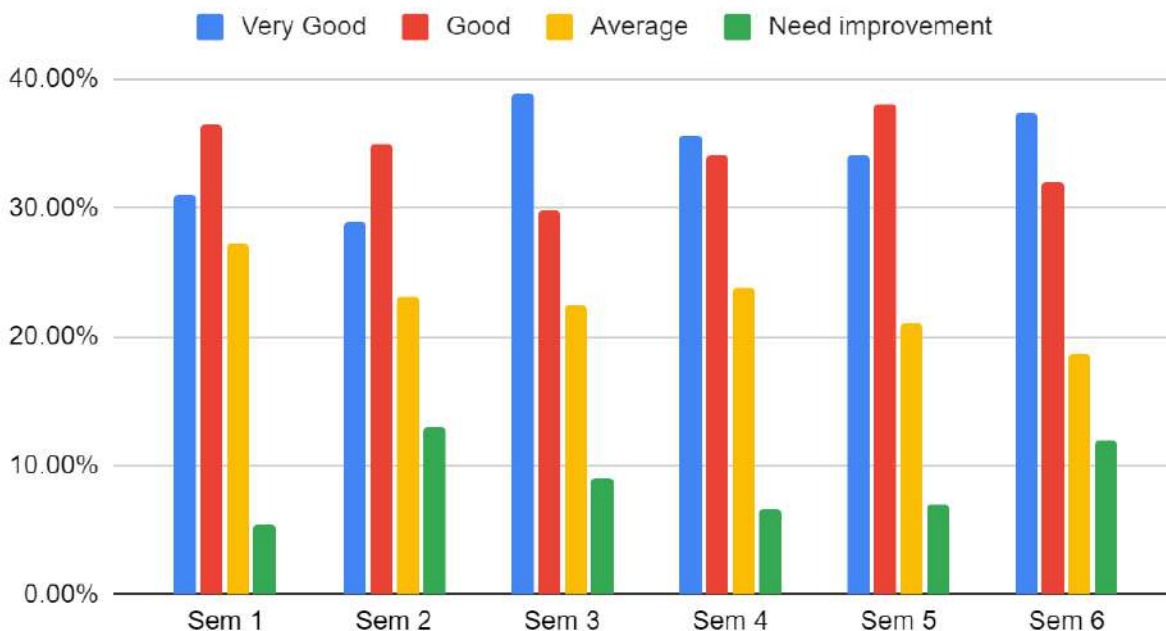
Skilling for employability offered by curriculum



As per the feedback taken from students it has been observed that **average 90.35%** gave a positive response towards **Skilling for employability offered by curriculum**.

7. Consideration to Competitive age given in curriculum				
	Very Good	Good	Satisfactory	Needs Improvement
Sem 1	31.01%	36.43%	27.13%	5.43%
Sem 2	29.00%	34.94%	23.05%	13.01%
Sem 3	38.81%	29.85%	22.39%	8.96%
Sem 4	35.56%	34.07%	23.70%	6.67%
Sem 5	34.00%	38.00%	21.00%	7.00%
Sem 6	37.34%	31.95%	18.67%	12.03%
Average	34.28%	34.21%	22.66%	8.85%
(Very Good + Good+ Satisfactory)	91.15%			

Competitive edge in the market



As per the feedback taken from students it has been observed that **average 91.15%** gave a positive response towards **Consideration to Competitive age given in curriculum**.

Bachelor of Commerce (Accounting & Finance)

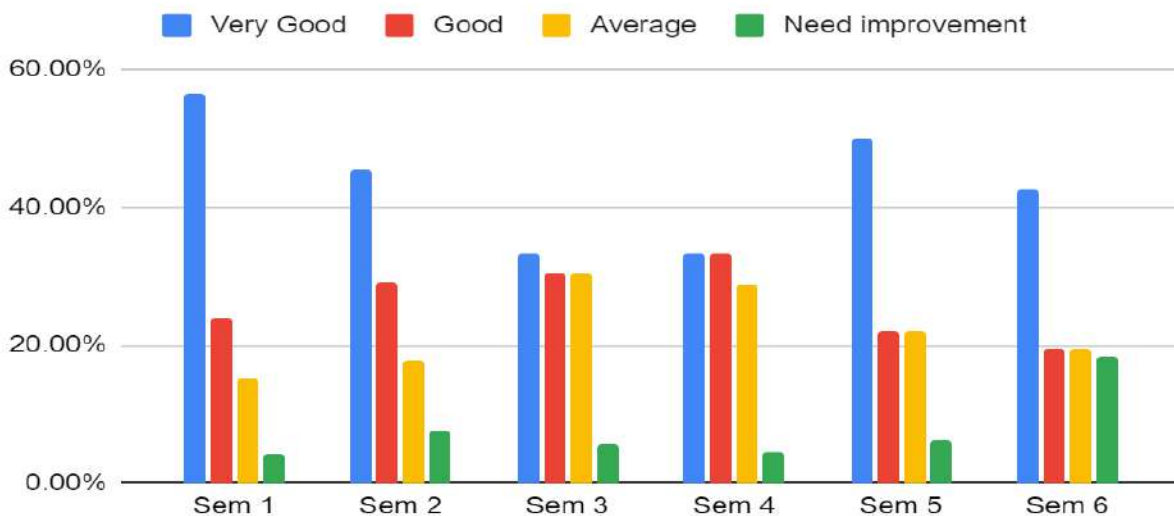
Suggestions, Recommendations and Action Taken

Sr No	Suggestions by Students	Recommendations by Autonomy Monitoring Committee	Action taken by coordinators
1	More practical depth knowledge about accounting and finance	Practical aspects of subjects to be included in teaching methodologies	Case study-based teaching methodologies are adopted in every course, and it is also included in evaluation of the also.
2	The Accounts Curriculum may cover the analysis and interpretation of information from financial statements, and also include performance analysis through financial and non-financial information.	Analysis and interpretation is already part of the curriculum. Hence No recommendation is required.	No action taken required
3	No proper books are available in the library for theoretical subjects	The library is well equipped with enough books as well as e books and journals, students can freely access the same. Hence no recommendation	No action taken required

2.3 Bachelor of Commerce in Financial Markets (B.Com.F.M.)

1. Relevance of Curriculum to programme				
	Very Good	Good	Satisfactory	Needs Improvement
SEM 1	56.52%	23.91%	15.22%	4.35%
SEM 2	45.57%	29.11%	17.72%	7.59%
SEM 3	33.33%	30.56%	30.56%	5.56%
SEM 4	33.33%	33.33%	28.89%	4.44%
SEM 5	50.00%	21.88%	21.88%	6.25%
SEM 6	42.72%	19.42%	19.42%	18.45%
Average	43.58%	26.37%	22.28%	7.77%
(Very Good + Good+ Satisfactory)	92.23%			

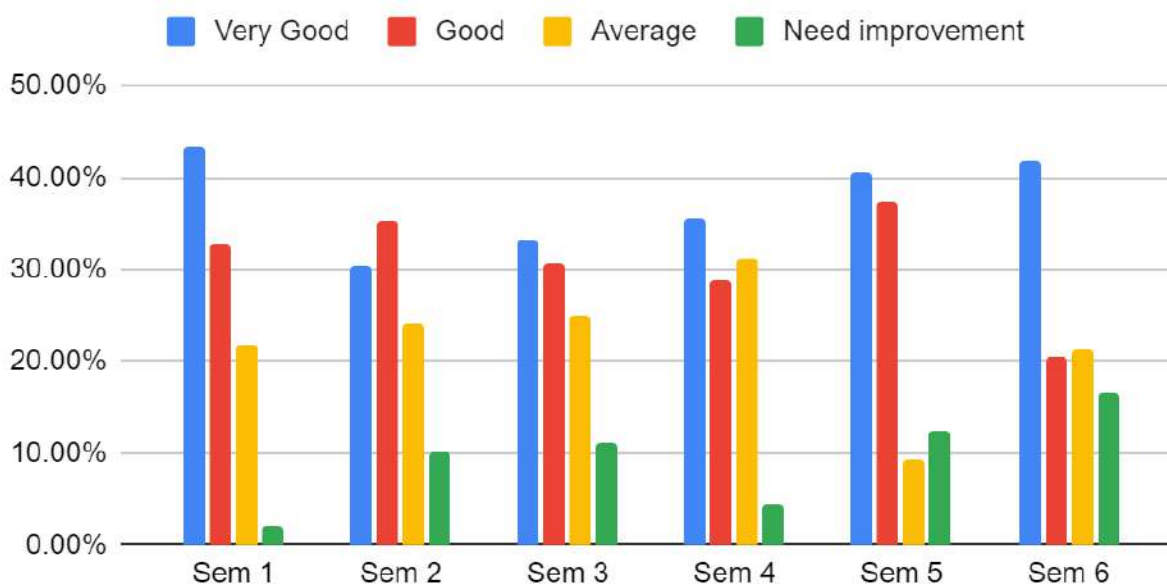
Curriculum and its relevance



As per the feedback taken from student it has been observed that **average 92.23%** gave a positive response towards **Relevance of Curriculum to programme**

2. Conceptual clarity and practical understanding from the curriculum				
	Very Good	Good	Satisfactory	Needs Improvement
SEM 1	43.48%	32.61%	21.74%	2.17%
SEM 2	30.38%	35.44%	24.05%	10.13%
SEM 3	33.33%	30.56%	25.00%	11.11%
SEM 4	35.56%	28.89%	31.11%	4.44%
SEM 5	40.63%	37.50%	9.38%	12.50%
SEM 6	41.75%	20.39%	21.36%	16.50%
Average	37.52%	30.90%	22.11%	9.48%
(Very Good + Good+ Satisfactory)	90.52%			

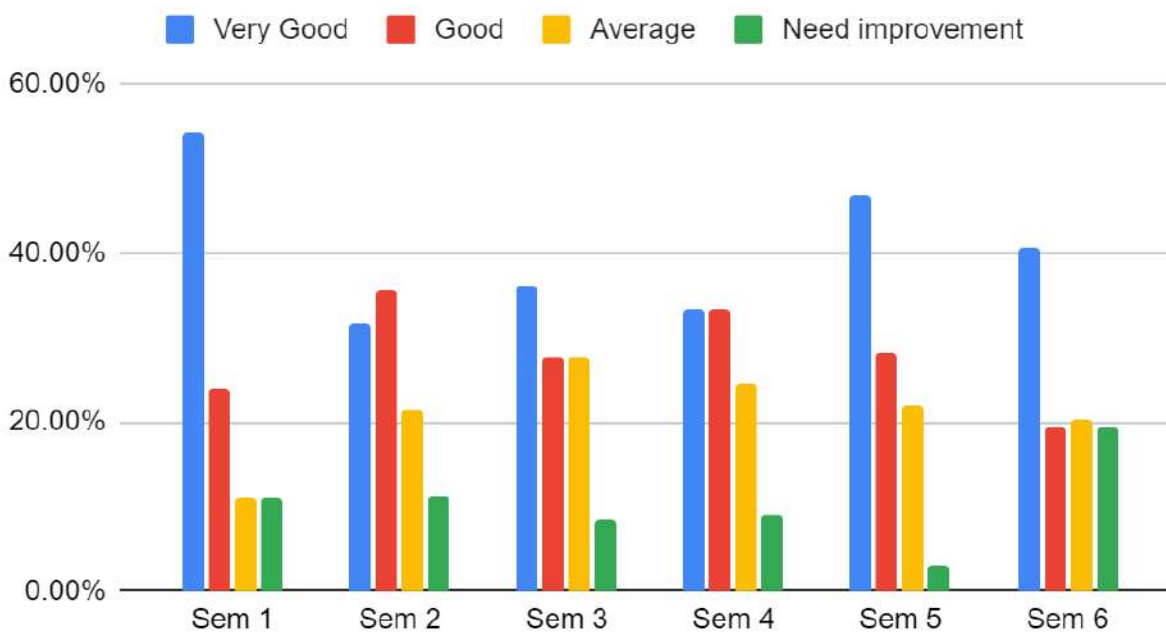
Conceptual clarity and practical understanding from the curriculum



As per the feedback taken from student it has been observed that **average 90.52%** gave a positive response towards **Consideration to Competitive age given in curriculum**.

3. Sequence of the courses in the curriculum				
	Very Good	Good	Satisfactory	Needs Improvement
SEM 1	54.35%	23.91%	10.87%	10.87%
SEM 2	31.65%	35.44%	21.52%	11.39%
SEM 3	36.11%	27.78%	27.78%	8.33%
SEM 4	33.33%	33.33%	24.44%	8.89%
SEM 5	46.88%	28.13%	21.88%	3.13%
SEM 6	40.78%	19.42%	20.39%	19.42%
Average	40.51%	28.00%	21.15%	10.34%
(Very Good + Good+ Satisfactory)	89.66%			

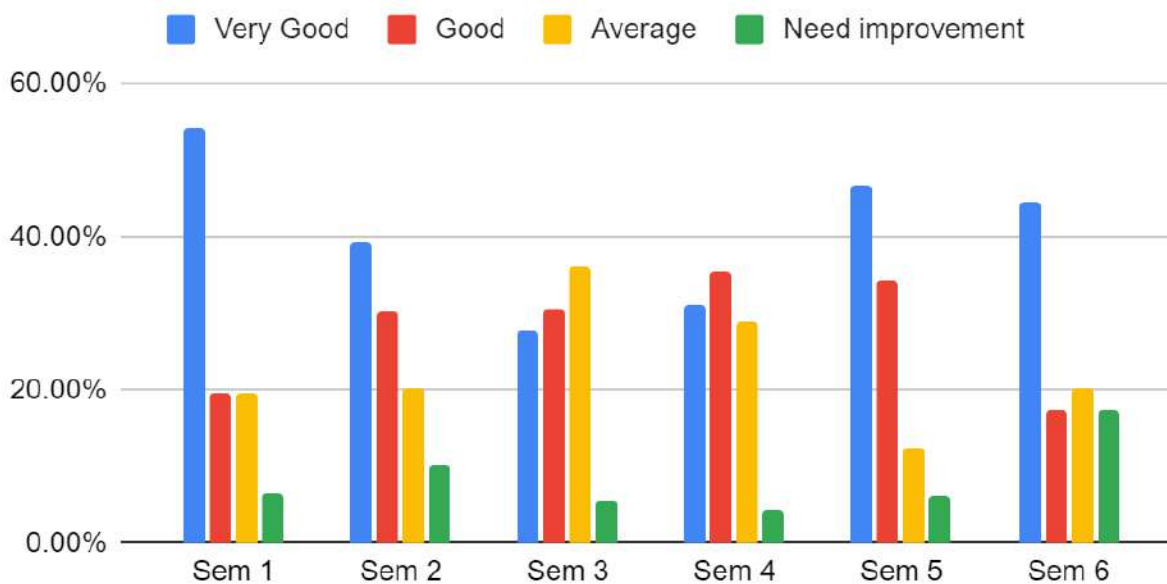
Sequence of the courses in the curriculum



As per the feedback taken from students it has been observed that on average **89.66%** gave a positive response towards **Sequence of the courses in the curriculum**.

4. Electives offered in terms of their relevance to the specialization streams				
	Very Good	Good	Satisfactory	Needs Improvement
SEM 1	54.35%	19.57%	19.57%	6.52%
SEM 2	39.24%	30.38%	20.25%	10.13%
SEM 3	27.78%	30.56%	36.11%	5.56%
SEM 4	31.11%	35.56%	28.89%	4.44%
SEM 5	46.88%	34.38%	12.50%	6.25%
SEM 6	44.66%	17.48%	20.39%	17.48%
Average	40.67%	27.98%	22.95%	8.40%
(Very Good + Good+ Satisfactory)	91.60%			

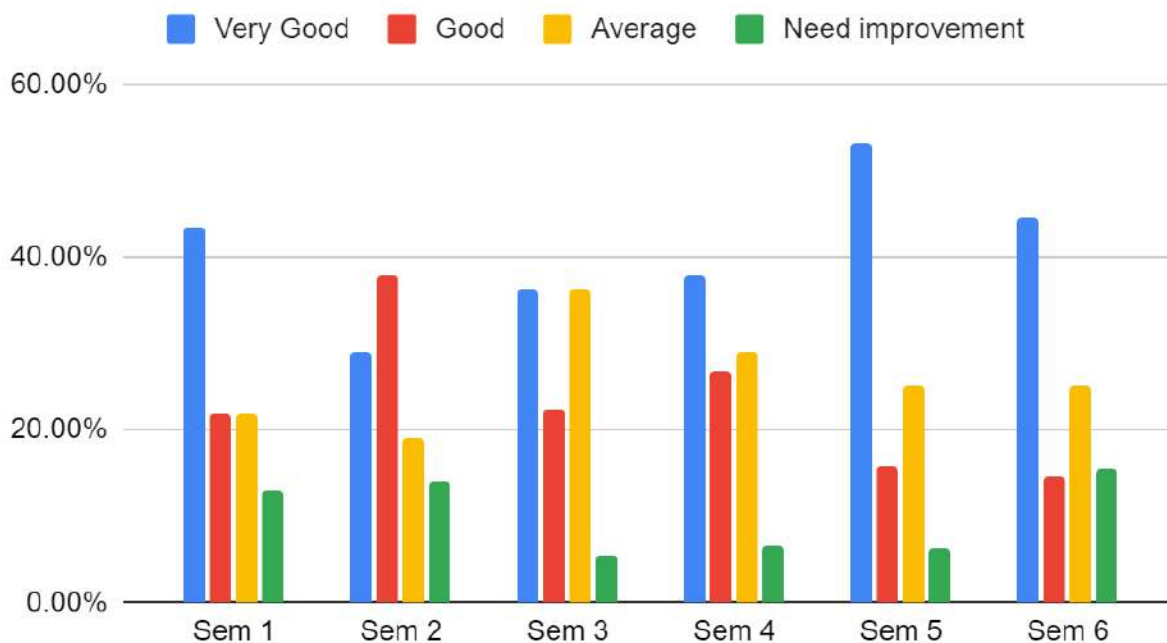
Electives offered in terms of their relevance to the specialization streams



As per the feedback taken from student it has been observed that **average 91.60%** gave a positive response towards **Electives offered in terms of their relevance to the specialization streams**

5. Availability of learning material in the library				
	Very Good	Good	Satisfactory	Needs Improvement
SEM 1	43.48%	21.74%	21.74%	13.04%
SEM 2	29.11%	37.97%	18.99%	13.92%
SEM 3	36.11%	22.22%	36.11%	5.56%
SEM 4	37.78%	26.67%	28.89%	6.67%
SEM 5	53.13%	15.63%	25.00%	6.25%
SEM 6	44.66%	14.56%	25.24%	15.53%
Average	40.71%	23.13%	25.99%	10.16%
(Very Good + Good+ Satisfactory)	89.84%			

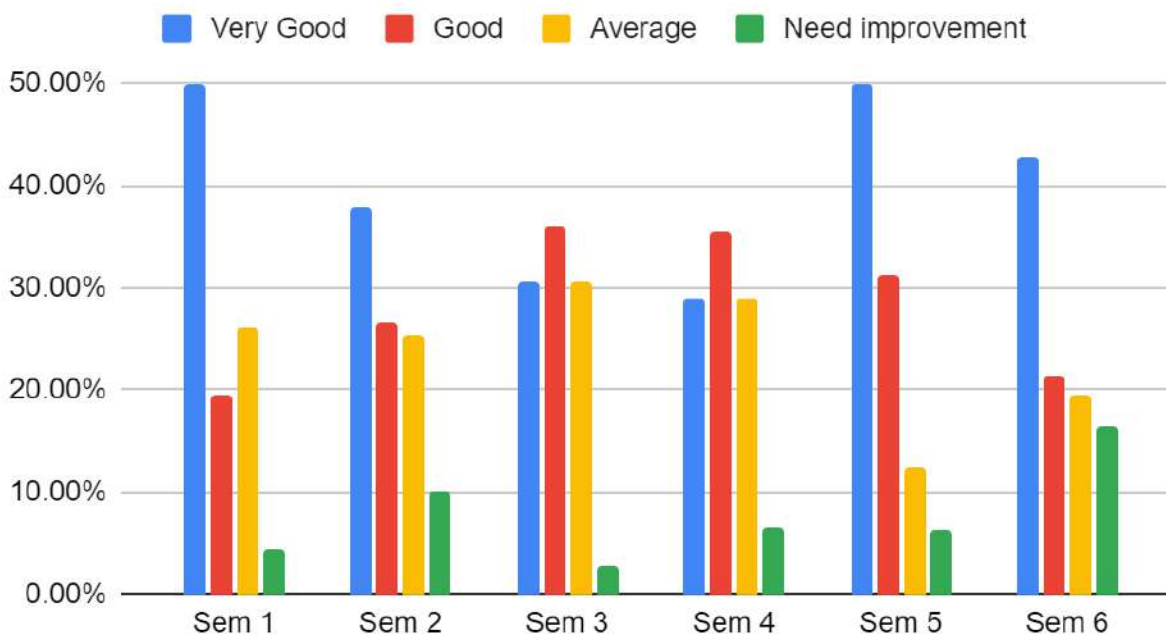
Availability of learning material in the library



As per the feedback taken from student it has been observed that **average 89.84%** gave a positive response towards **Availability of learning material in the library**.

6. Skilling for employability offered by curriculum				
	Very Good	Good	Satisfactory	Needs Improvement
SEM 1	50.00%	19.57%	26.09%	4.35%
SEM 2	37.97%	26.58%	25.32%	10.13%
SEM 3	30.56%	36.11%	30.56%	2.78%
SEM 4	28.89%	35.56%	28.89%	6.67%
SEM 5	50.00%	31.25%	12.50%	6.25%
SEM 6	42.72%	21.36%	19.42%	16.50%
Average	40.02%	28.40%	23.79%	7.78%
(Very Good + Good+ Satisfactory)	92.22%			

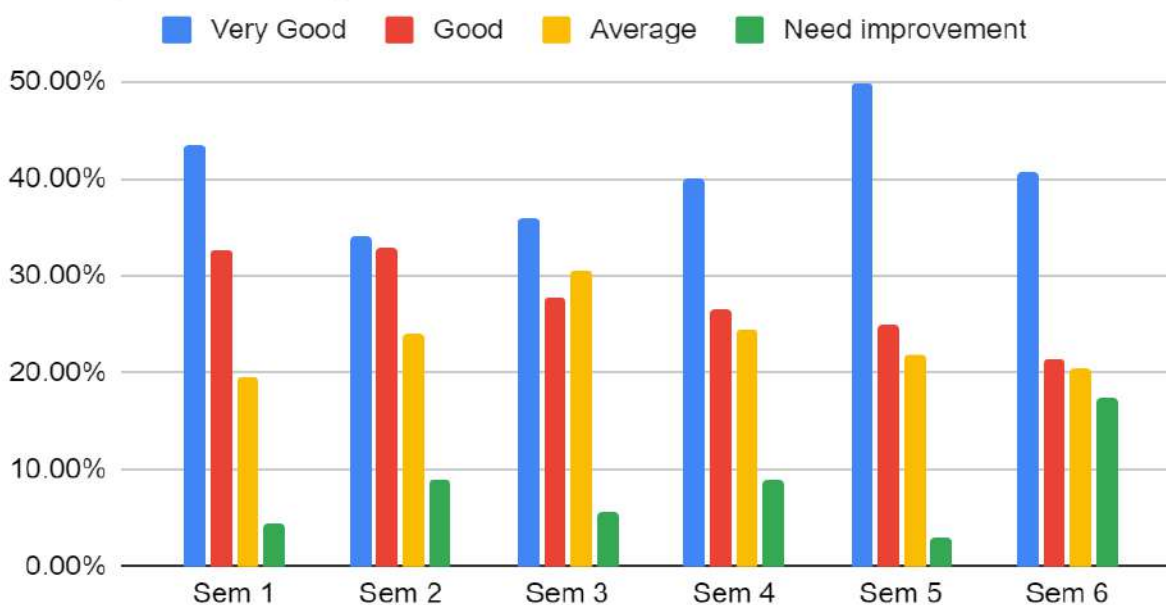
Skilling for employability offered by curriculum



As per the feedback taken from student it has been observed that **average 92.22%** gave a positive response towards **Skilling for employability offered by curriculum**.

7. Consideration to Competitive age given in curriculum				
	Very Good	Good	Satisfactory	Needs Improvement
SEM 1	43.48%	32.61%	19.57%	4.35%
SEM 2	34.18%	32.91%	24.05%	8.86%
SEM 3	36.11%	27.78%	30.56%	5.56%
SEM 4	40.00%	26.67%	24.44%	8.89%
SEM 5	50.00%	25.00%	21.88%	3.13%
SEM 6	40.78%	21.36%	20.39%	17.48%
Average	40.76%	27.72%	23.48%	8.04%
(Very Good + Good+ Satisfactory)	91.96%			

Competitive edge in the market



As per the feedback taken from student it has been observed that **average 91.96%** gave a positive response towards **Consideration to Competitive age given in curriculum**.

Bachelor of Commerce in Financial Markets (B.Com.F.M.)

Suggestions, Recommendations and Action Taken

Sr No	Suggestions by Students	Recommendations by Autonomy Monitoring Committee	Action taken by coordinators
2	Please Get more subject books in the library. Some subject notes are not available in the library, so I request to do further.	The library is well equipped with subscription of e books and e journals, students can freely access the same. Hence no recommendation	No action taken required
3	Live trading or trading related topics should be taught in the class. (STOCK MARKET)	Course should include some lab sessions or workshop or mock stock sessions.	Certificate course regarding stock market is introduced by Department of Skill Development and Entrepreneurship (DSDE)

2.4 Bachelor of Management Studies (B.M.S.)

1. Relevance of Curriculum to programme				
	Very Good	Good	Satisfactory	Needs Improvement
SEM 1	26.37%	36.26%	23.08%	14.29%
SEM 2	29.66%	31.13%	25.49%	13.73%
SEM 3	42.31%	36.54%	17.31%	3.85%
SEM 4	29.41%	33.46%	25.37%	11.76%
SEM 5	35.29%	47.06%	17.65%	0.00%
SEM 6	31.03%	35.06%	20.11%	13.79%
Average	32.35%	36.58%	21.50%	9.57%
(Very Good + Good+ Satisfactory)	90.43%			

Curriculum and its relevance



As per the feedback taken from students it has been observed that **average 68.93%** gave a positive response towards **Relevance of Curriculum to programme**.

2. Conceptual clarity and practical understanding from the curriculum				
	Very Good	Good	Satisfactory	Needs Improvement
SEM 1	21.98%	41.76%	23.08%	13.19%
SEM 2	27.21%	34.80%	25.25%	12.75%
SEM 3	38.46%	40.38%	15.38%	5.77%
SEM 4	27.21%	35.29%	25.74%	11.76%
SEM 5	52.94%	29.41%	17.65%	0.00%
SEM 6	28.16%	39.08%	18.39%	14.37%
Average	32.66%	36.79%	20.91%	9.64%
(Very Good + Good+ Satisfactory)	90.36%			

Conceptual clarity and practical understanding from the curriculum



As per the feedback taken from student it has been observed that **average 90.36%** gave a positive response towards **Conceptual clarity and practical understanding from the curriculum**

3. Sequence of the courses in the curriculum				
	Very Good	Good	Satisfactory	Needs Improvement
SEM 1	30.77%	32.97%	20.88%	15.38%
SEM 2	29.90%	33.09%	25.98%	11.03%
SEM 3	34.62%	40.38%	19.23%	5.77%
SEM 4	31.25%	33.82%	23.90%	11.03%
SEM 5	52.94%	29.41%	11.76%	5.88%
SEM 6	33.91%	33.33%	21.26%	11.49%
Average	35.56%	33.83%	20.50%	10.10%
(Very Good + Good+ Satisfactory)	89.90%			

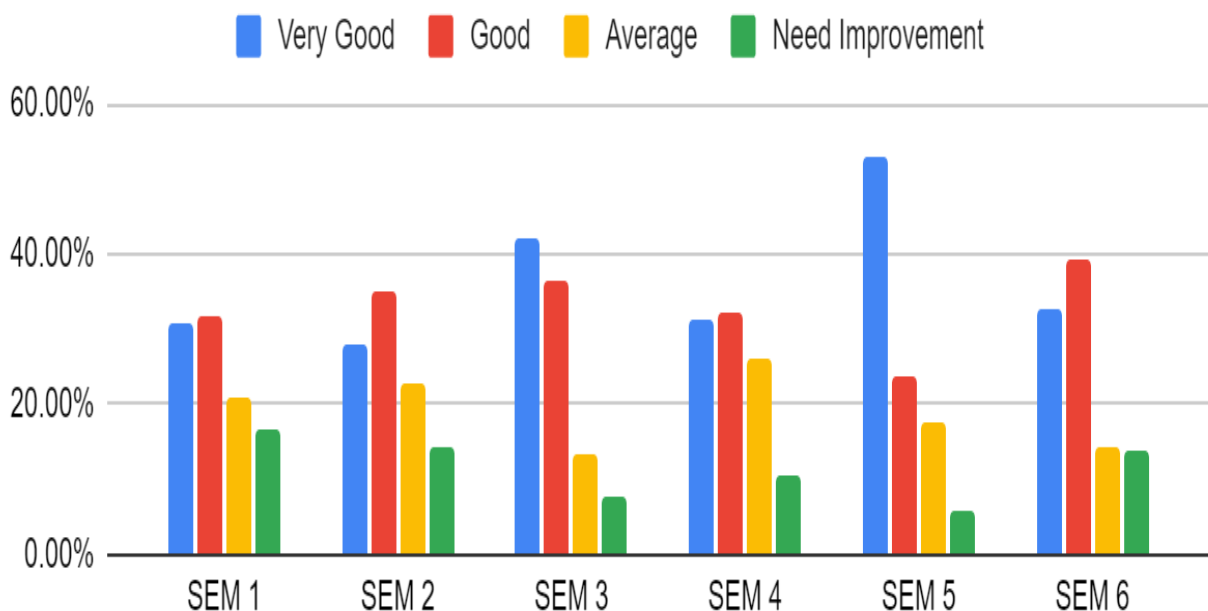
Sequence of the courses in the curriculum



As per the feedback taken from student it has been observed that **average 89.90%** gave a positive response towards **Sequence of the courses in the curriculum**

4. Electives offered in terms of their relevance to the specialization streams				
	Very Good	Good	Satisfactory	Needs Improvement
SEM 1	30.77%	31.87%	20.88%	16.48%
SEM 2	28.19%	35.05%	22.55%	14.22%
SEM 3	42.31%	36.54%	13.46%	7.69%
SEM 4	31.25%	31.99%	26.10%	10.66%
SEM 5	52.94%	23.53%	17.65%	5.88%
SEM 6	32.76%	39.08%	14.37%	13.79%
Average	36.37%	33.01%	19.17%	11.45%
(Very Good + Good+ Satisfactory)	88.55%			

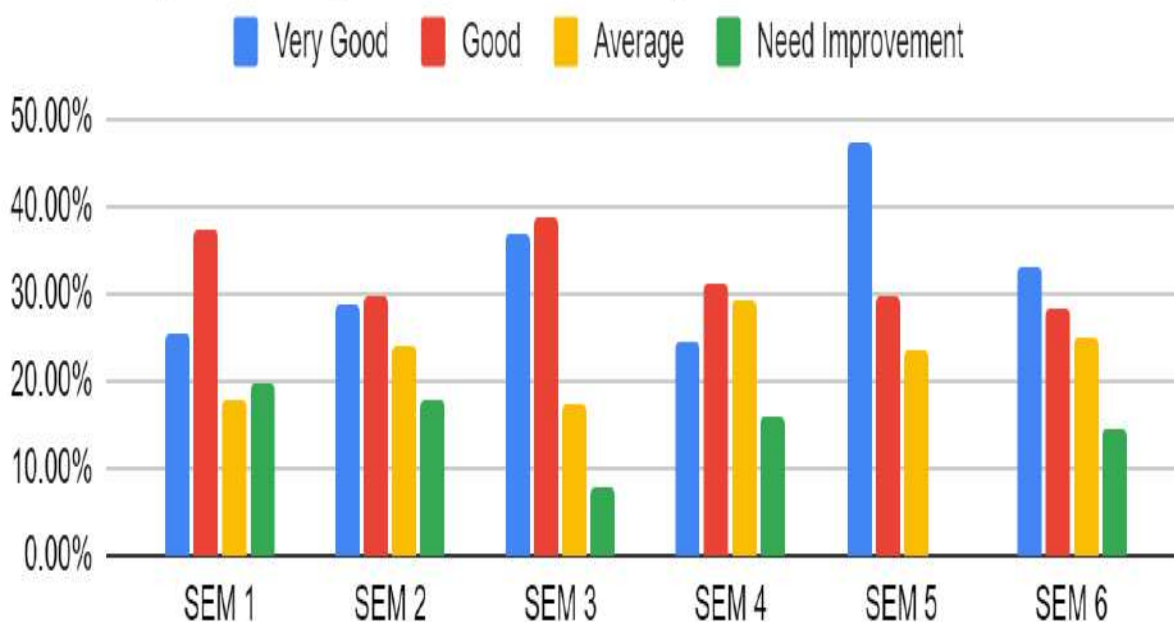
Electives offered in terms of their relevance to the specialization streams



As per the feedback taken from student it has been observed that **average 88.55%** gave a positive response towards **Electives offered in terms of their relevance to the specialization streams**.

5. Availability of learning material in the library				
Semester	Very Good	Good	Satisfactory	Needs Improvement
SEM 1	25.27%	37.36%	17.58%	19.78%
SEM 2	28.92%	29.66%	23.77%	17.65%
SEM 3	36.54%	38.46%	17.31%	7.69%
SEM 4	24.26%	30.88%	29.04%	15.81%
SEM 5	47.06%	29.41%	23.53%	0.00%
SEM 6	32.76%	28.16%	24.71%	14.37%
Average	32.47%	32.32%	22.66%	12.55%
(Very Good + Good+ Satisfactory)	87.45%			

Availability of learning material in the library



As per the feedback taken from student it has been observed that **average 87.45%** gave a positive response towards **Availability of learning material in the library**.

6. Skilling for employability offered by curriculum				
	Very Good	Good	Satisfactory	Needs Improvement
SEM 1	28.57%	34.07%	24.18%	13.19%
SEM 2	26.47%	36.27%	25.00%	12.25%
SEM 3	32.69%	44.23%	19.23%	3.85%
SEM 4	25.74%	34.19%	26.47%	13.60%
SEM 5	47.06%	29.41%	23.53%	0.00%
SEM 6	28.74%	33.33%	21.26%	16.67%
Average	31.54%	35.25%	23.28%	9.93%
(Very Good + Good+ Satisfactory)	90.07%			

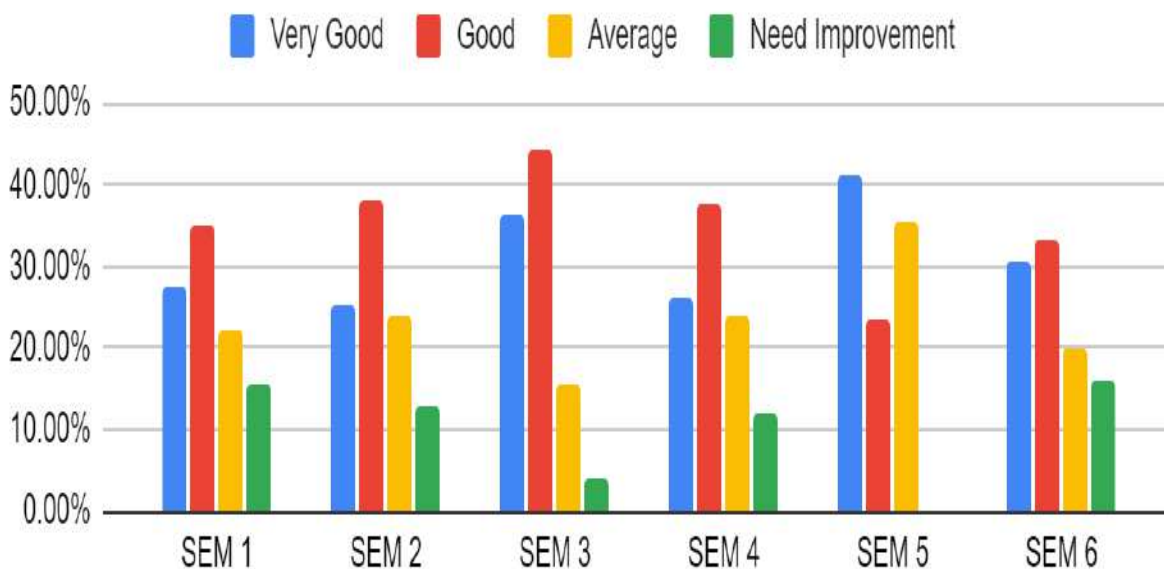
Skilling for employability offered by curriculum



As per the feedback taken from student it has been observed that **average 90.07%** gave a positive response towards **Skilling for employability offered by curriculum**.

7. Consideration to Competitive age given in curriculum				
	Very Good	Good	Satisfactory	Needs Improvement
SEM 1	27.47%	35.16%	21.98%	15.38%
SEM 2	25.25%	37.99%	24.02%	12.75%
SEM 3	36.54%	44.23%	15.38%	3.85%
SEM 4	26.10%	37.87%	23.90%	12.13%
SEM 5	41.18%	23.53%	35.29%	0.00%
SEM 6	30.46%	33.33%	20.11%	16.09%
Average	31.17%	35.35%	23.45%	10.03%
(Very Good + Good+ Satisfactory)	89.97%			

Competitive edge in the market



As per the feedback taken from student it has been observed that **average 89.97%** gave a positive response towards **Consideration to Competitive age given in curriculum**

Bachelor of Management Studies (B.M.S.)

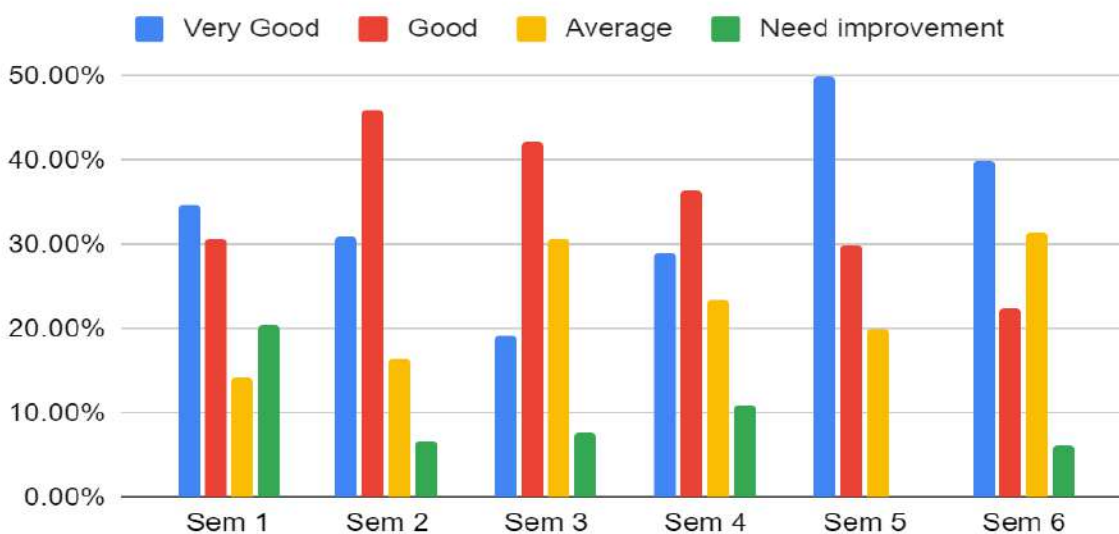
Suggestions, Recommendations and Action Taken

Sr No	Suggestions by Students	Recommendations by Autonomy Monitoring Committee	Action taken by coordinators
1	Availability of learning material in library can be improved	The library is well equipped with subscription of e books and e journals, students can freely access the same. Hence no recommendation	No action taken required
2	Can focus more on practical experiences	Practical aspects of subjects to be included in teaching methodologies	Case study-based teaching methodologies are adopted in every course, and it is also included in evaluation of the also.
3	Elective subject's theory should be thought in class for clarity	Entire syllabus is covered in the class including practical as well as theory. Chapter wise record is maintained in the academic diary. Hence no recommendation	No action to be taken.
4	Improve Practical Base Teaching In The Classroom	Practical aspects of subjects to be included in teaching methodologies	Case study-based teaching methodologies are adopted in every course, and it is also included in evaluation of the also.

2.5 Bachelor of Arts Multimedia and Mass Communication (B.A.M.M.C.)

1. Relevance of Curriculum to programme				
	Very Good	Good	Satisfactory	Needs Improvement
SEM 1	34.69%	30.61%	14.29%	20.41%
SEM 2	30.83%	45.86%	16.54%	6.77%
SEM 3	19.23%	42.31%	30.77%	7.69%
SEM 4	28.97%	36.55%	23.45%	11.03%
SEM 5	50.00%	30.00%	20.00%	0.00%
SEM 6	40.00%	22.31%	31.54%	6.15%
Average	33.95%	34.61%	22.76%	8.68%
(Very Good + Good+ Satisfactory)	91.32%			

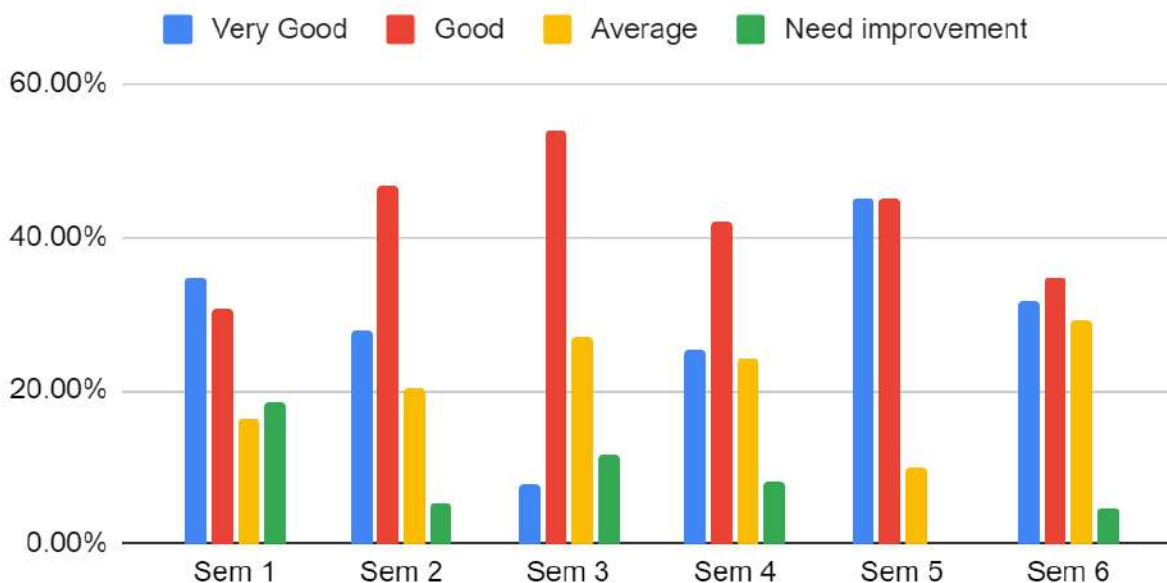
Curriculum and its relevance



As per the feedback taken from student it has been observed that **average 91.32%** gave a positive response towards **Relevance of Curriculum to programme**

2. Conceptual clarity and practical understanding from the curriculum				
	Very Good	Good	Satisfactory	Needs Improvement
SEM 1	34.69%	30.61%	16.33%	18.37%
SEM 2	27.82%	46.62%	20.30%	5.26%
SEM 3	7.69%	53.85%	26.92%	11.54%
SEM 4	25.52%	42.07%	24.14%	8.28%
SEM 5	45.00%	45.00%	10.00%	0.00%
SEM 6	31.54%	34.62%	29.23%	4.62%
Average	28.71%	42.13%	21.15%	8.01%
(Very Good + Good+ Satisfactory)	91.99%			

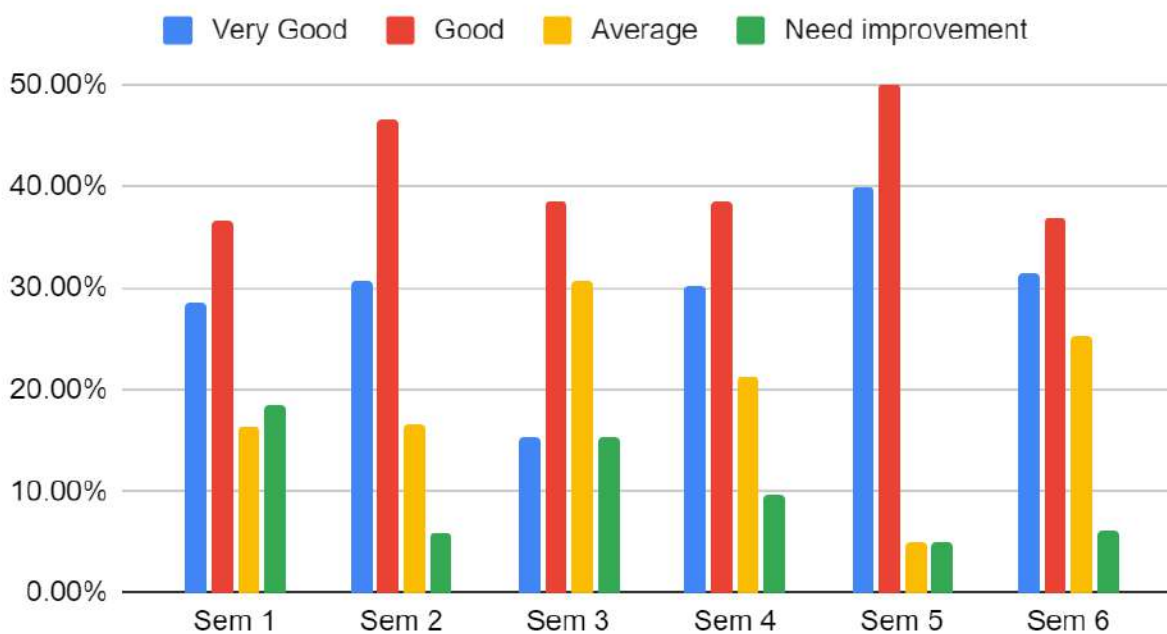
Conceptual clarity and practical understanding from the curriculum



As per the feedback taken from student it has been observed that **average 91.99%** gave a positive response towards **Consideration to Competitive age given in curriculum**.

3. Sequence of the courses in the curriculum				
	Very Good	Good	Satisfactory	Needs Improvement
SEM 1	28.57%	36.73%	16.33%	18.37%
SEM 2	30.83%	46.62%	16.54%	6.02%
SEM 3	15.38%	38.46%	30.77%	15.38%
SEM 4	30.34%	38.62%	21.38%	9.66%
SEM 5	40.00%	50.00%	5.00%	5.00%
SEM 6	31.54%	36.92%	25.38%	6.15%
Average	29.44%	41.23%	19.23%	10.10%
(Very Good + Good+ Satisfactory)	89.90%			

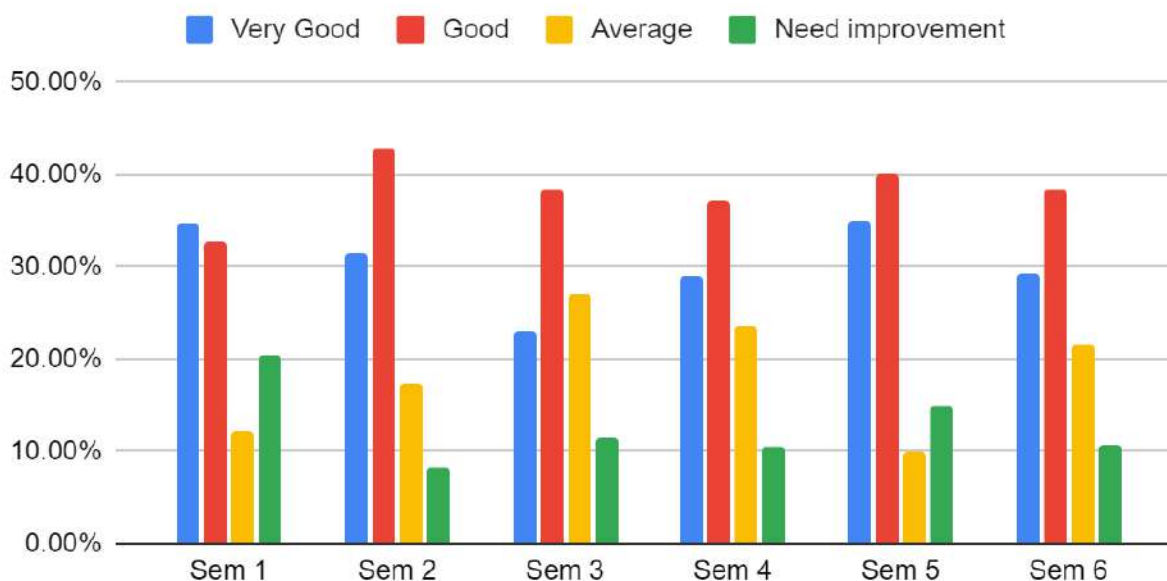
Sequence of the courses in the curriculum



As per the feedback taken from students it has been observed that on average **89.90%** gave a positive response towards **Sequence of the courses in the curriculum**.

4. Electives offered in terms of their relevance to the specialization streams				
	Very Good	Good	Satisfactory	Needs Improvement
SEM 1	34.69%	32.65%	12.24%	20.41%
SEM 2	31.58%	42.86%	17.29%	8.27%
SEM 3	23.08%	38.46%	26.92%	11.54%
SEM 4	28.97%	37.24%	23.45%	10.34%
SEM 5	35.00%	40.00%	10.00%	15.00%
SEM 6	29.23%	38.46%	21.54%	10.77%
Average	30.42%	38.28%	18.57%	12.72%
(Very Good + Good+ Satisfactory)	87.28%			

Electives offered in terms of their relevance to the specialization streams



As per the feedback taken from student it has been observed that **average 87.28%** gave a positive response towards **Electives offered in terms of their relevance to the specialization streams**.

5. Availability of learning material in the library				
	Very Good	Good	Satisfactory	Needs Improvement
SEM 1	36.73%	14.29%	20.41%	28.57%
SEM 2	27.82%	36.84%	21.80%	13.53%
SEM 3	23.08%	30.77%	30.77%	15.38%
SEM 4	29.66%	31.72%	22.76%	15.86%
SEM 5	45.00%	30.00%	15.00%	10.00%
SEM 6	30.00%	29.23%	28.46%	12.31%
Average	32.05%	28.81%	23.20%	15.94%
(Very Good + Good+ Satisfactory)	84.06%			

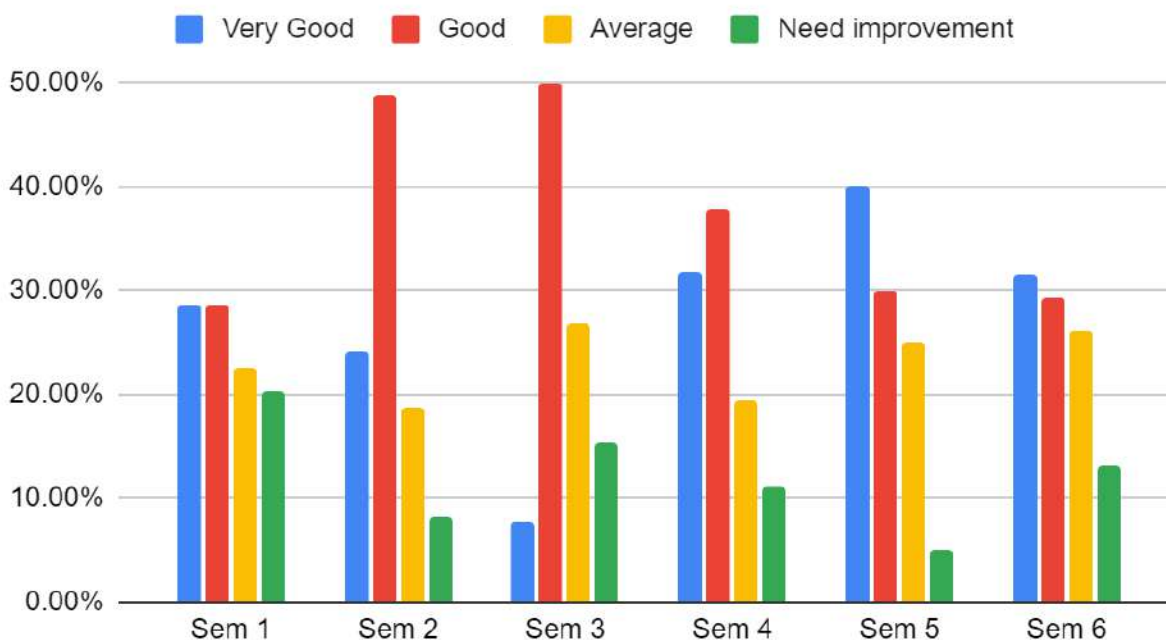
Availability of learning material in the library



As per the feedback taken from student it has been observed that **average 84.06%** gave a positive response towards **Availability of learning material in the library**.

6. Skilling for employability offered by curriculum				
	Very Good	Good	Satisfactory	Needs Improvement
SEM 1	28.57%	28.57%	22.45%	20.41%
SEM 2	24.06%	48.87%	18.80%	8.27%
SEM 3	7.69%	50.00%	26.92%	15.38%
SEM 4	31.72%	37.93%	19.31%	11.03%
SEM 5	40.00%	30.00%	25.00%	5.00%
SEM 6	31.54%	29.23%	26.15%	13.08%
Average	27.26%	37.43%	23.11%	12.20%
(Very Good + Good+ Satisfactory)	87.80%			

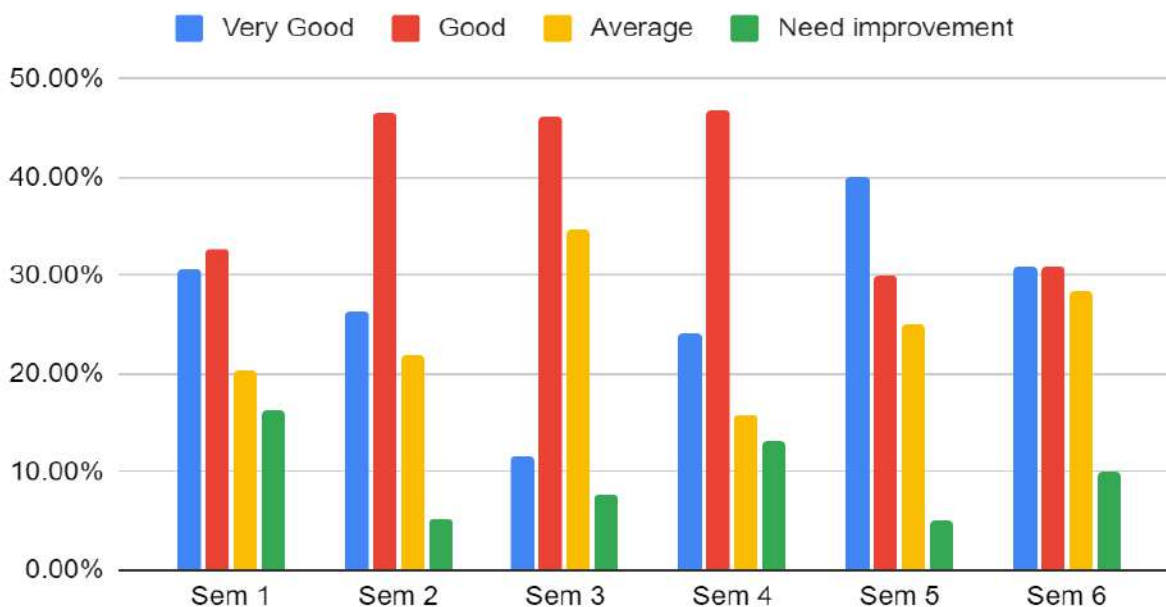
Skilling for employability offered by curriculum



As per the feedback taken from students it has been observed that **average 87.80%** gave a positive response towards **Skilling for employability offered by curriculum**.

7. Consideration to Competitive age given in curriculum				
	Very Good	Good	Satisfactory	Needs Improvement
SEM 1	30.61%	32.65%	20.41%	16.33%
SEM 2	26.32%	46.62%	21.80%	5.26%
SEM 3	11.54%	46.15%	34.62%	7.69%
SEM 4	24.14%	46.90%	15.86%	13.10%
SEM 5	40.00%	30.00%	25.00%	5.00%
SEM 6	30.77%	30.77%	28.46%	10.00%
Average	27.23%	38.85%	24.36%	9.56%
(Very Good + Good+ Satisfactory)	90.44%			

Competitive edge in the market



As per the feedback taken from student it has been observed that **average 90.44%** gave a positive response towards **Consideration to Competitive age given in curriculum**

Bachelor of Arts Multimedia and Mass Communication (B.A.M.M.C.)

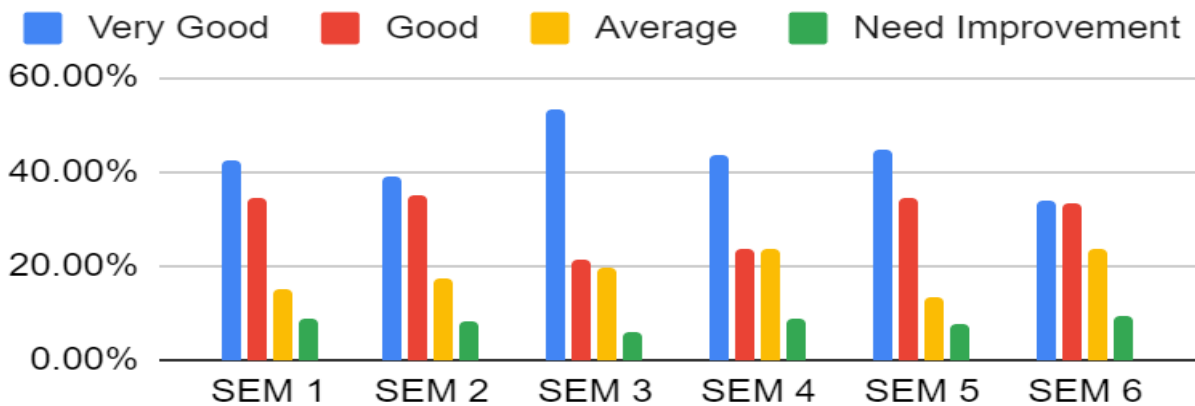
Suggestions, Recommendations and Action Taken

Sr No	Suggestions by Students	Recommendations by Autonomy Monitoring Committee	Action taken by coordinators
1	Include more of practical projects that will help in portfolio building and not only ppt and studying history of subjects. The real life application and tracking of progress will help the students understand and upskill better. Thank you!	Practical aspects of subjects to be included in teaching methodologies	Case study-based teaching methodologies are adopted in every course, and it is also included in evaluation of the also.
2	Make courses more practical, theory system is dated but still is explained well by all the professors. But new forms of learning are most welcome for students.		
3	Practical knowledge should be provided when it comes to learning of any software or project making.	Practical demonstration should be done for technical and project-based subjects	Some classroom sessions are replaced by Lab sessions.
4	The electives offered to us are not at all satisfactory as this degree at this point seems irrelevant because of the lack of subjects introduced rather than the general syllabus offered	Electives considering New Education Policy guidelines to be included	Syllabus is reframed as per New Education Policy guidelines which contains discipline specific electives, general electives and pool of skill enhancement courses

2.6 Bachelor of Science in Information Technology (B.Sc.I.T.)

1. Relevance of Curriculum to programme				
	Very Good	Good	Satisfactory	Needs Improvement
SEM 1	42.19%	34.38%	14.84%	8.59%
SEM 2	35.94%	32.81%	21.09%	10.16%
SEM 3	52.94%	21.57%	19.61%	5.88%
SEM 4	43.78%	23.78%	23.78%	8.65%
SEM 5	44.74%	34.21%	13.16%	7.89%
SEM 6	34.04%	33.33%	34.04%	34.04%
Average	42.81%	30.36%	18.71%	8.12%
(Very Good + Good+ Satisfactory)	91.88%			

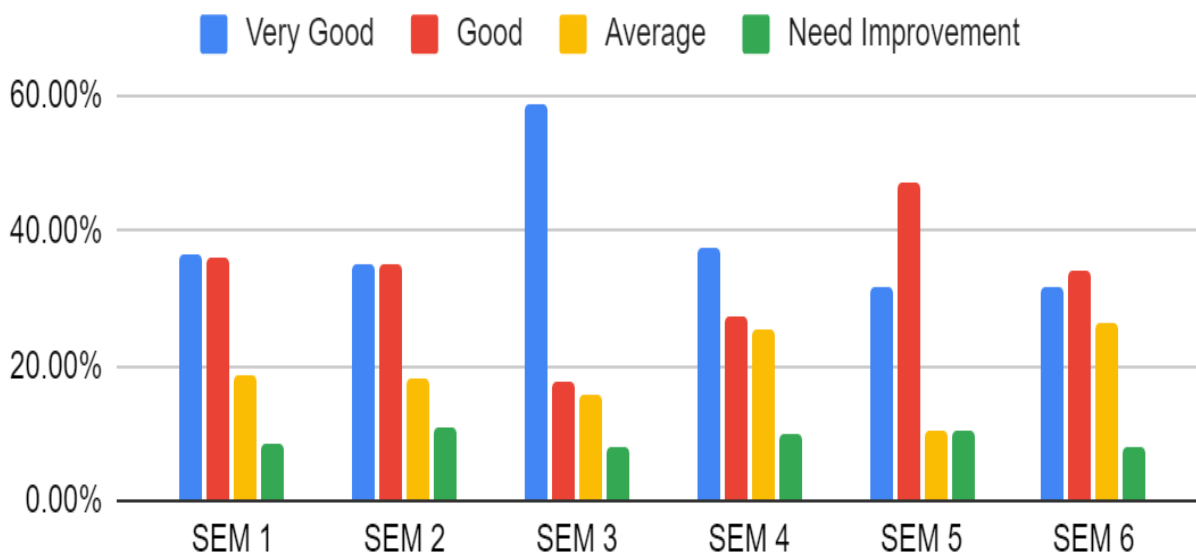
Curriculum and its relevance



As per the feedback taken from student it has been observed that **average 91.88%** gave a positive response towards **Relevance of Curriculum to programme**

2. Conceptual clarity and practical understanding from the curriculum				
	Very Good	Good	Satisfactory	Needs Improvement
SEM 1	36.72%	35.94%	18.75%	8.59%
SEM 2	28.91%	33.59%	25.78%	11.72%
SEM 3	58.82%	17.65%	15.69%	7.84%
SEM 4	37.30%	27.57%	25.41%	9.73%
SEM 5	31.58%	47.37%	10.53%	10.53%
SEM 6	31.91%	34.04%	31.91%	31.91%
Average	38.61%	32.98%	19.15%	9.26%
(Very Good + Good+ Satisfactory)	90.74%			

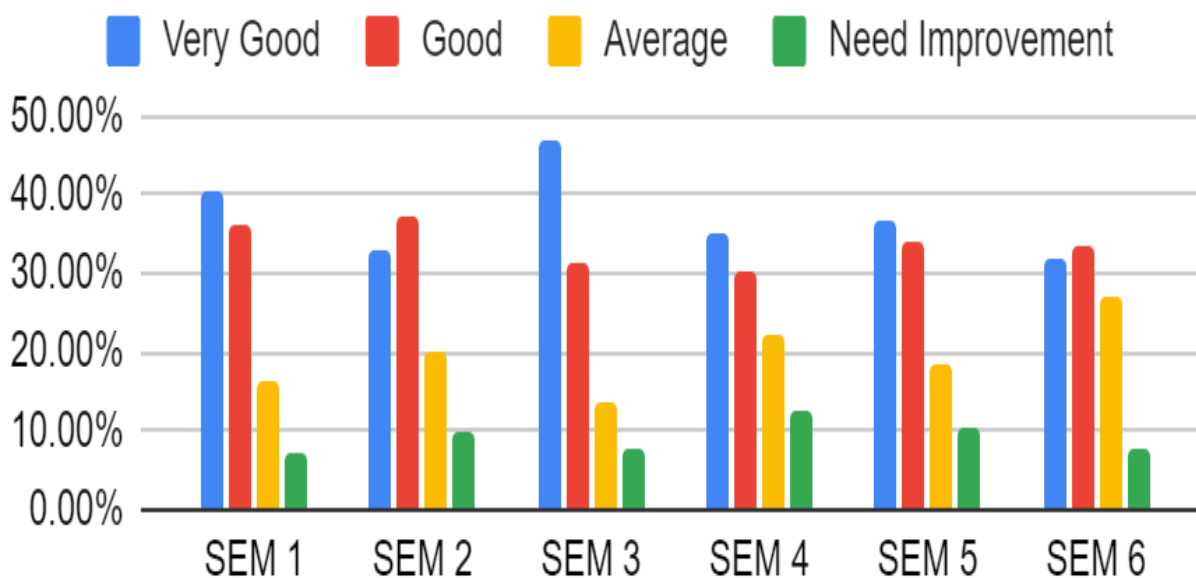
Conceptual clarity and practical understanding from the curriculum



As per the feedback taken from student it has been observed that **average 90.74%** gave a positive response towards **Consideration to Competitive age given in curriculum**

3. Sequence of the courses in the curriculum				
	Very Good	Good	Satisfactory	Needs Improvement
SEM 1	40.63%	35.94%	16.41%	7.03%
SEM 2	29.69%	35.16%	25.00%	10.16%
SEM 3	47.06%	31.37%	13.73%	7.84%
SEM 4	35.14%	30.27%	22.16%	12.43%
SEM 5	36.84%	34.21%	18.42%	10.53%
SEM 6	31.91%	33.33%	31.91%	31.91%
Average	37.39%	33.76%	19.61%	9.24%
(Very Good + Good+ Satisfactory)	90.76%			

Sequence of the courses in the curriculum



As per the feedback taken from students it has been observed that on average **90.76%** gave a positive response towards **Sequence of the courses in the curriculum**.

4. Electives offered in terms of their relevance to the specialization streams				
	Very Good	Good	Satisfactory	Needs Improvement
SEM 1	38.28%	36.72%	15.63%	9.38%
SEM 2	32.81%	34.38%	19.53%	13.28%
SEM 3	50.98%	23.53%	21.57%	3.92%
SEM 4	38.38%	24.86%	26.49%	10.27%
SEM 5	36.84%	42.11%	13.16%	7.89%
SEM 6	31.21%	36.88%	31.21%	31.21%
Average	38.50%	33.24%	19.40%	8.86%
(Very Good + Good+ Satisfactory)	91.14%			

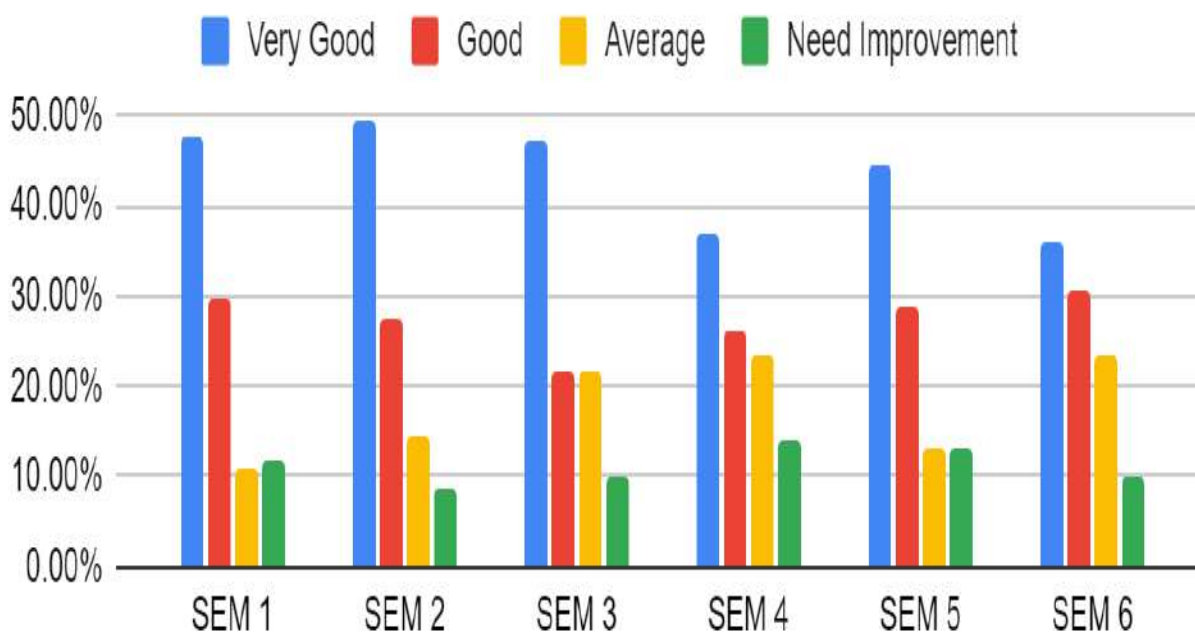
Electives offered in terms of their relevance to the specialization streams



As per the feedback taken from student it has been observed that **average 91.14%** gave a positive response towards **Electives offered in terms of their relevance to the specialization streams**

5. Availability of learning material in the library				
	Very Good	Good	Satisfactory	Needs Improvement
SEM 1	47.66%	29.69%	10.94%	11.72%
SEM 2	43.75%	27.34%	19.53%	9.38%
SEM 3	47.06%	21.57%	21.57%	9.80%
SEM 4	36.76%	25.95%	23.24%	14.05%
SEM 5	44.74%	28.95%	13.16%	13.16%
SEM 6	36.17%	30.50%	36.17%	36.17%
Average	43.62%	27.38%	17.80%	11.20%
(Very Good + Good+ Satisfactory)	88.80%			

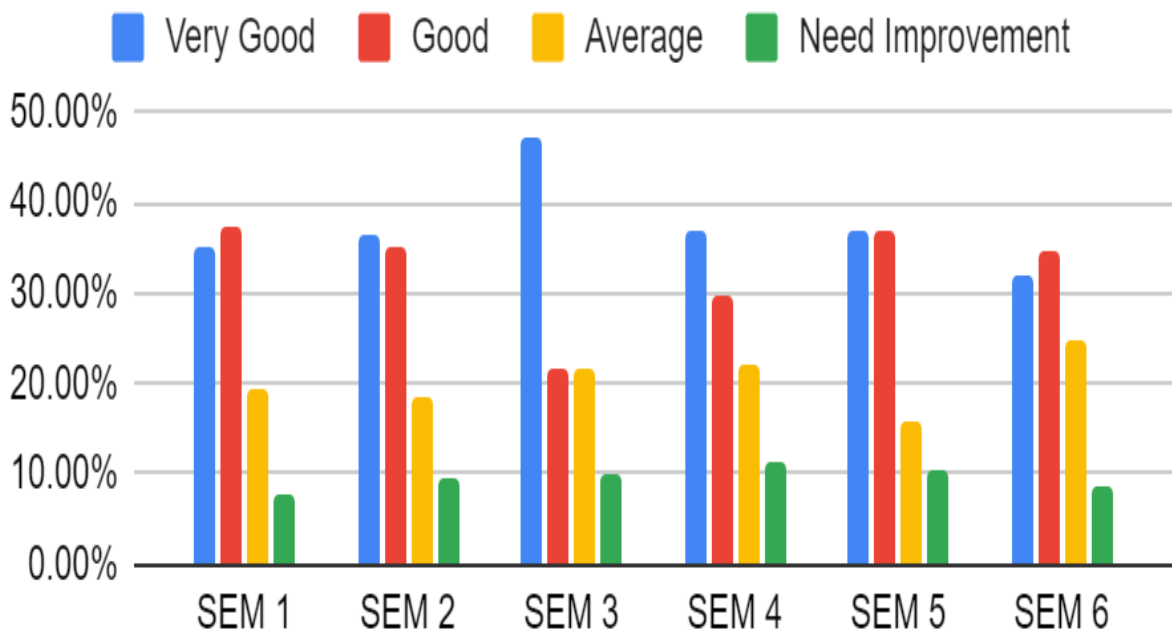
Availability of learning material in the library



As per the feedback taken from student it has been observed that **average 88.80%** gave a positive response towards **Availability of learning material in the library**.

6. Skilling for employability offered by curriculum				
	Very Good	Good	Satisfactory	Needs Improvement
SEM 1	35.16%	37.50%	19.53%	7.81%
SEM 2	35.16%	31.25%	23.44%	10.16%
SEM 3	47.06%	21.57%	21.57%	9.80%
SEM 4	36.76%	29.73%	22.16%	11.35%
SEM 5	36.84%	36.84%	15.79%	10.53%
SEM 6	31.91%	34.75%	31.91%	31.91%
Average	37.39%	32.62%	20.43%	9.56%
(Very Good + Good+ Satisfactory)	90.44%			

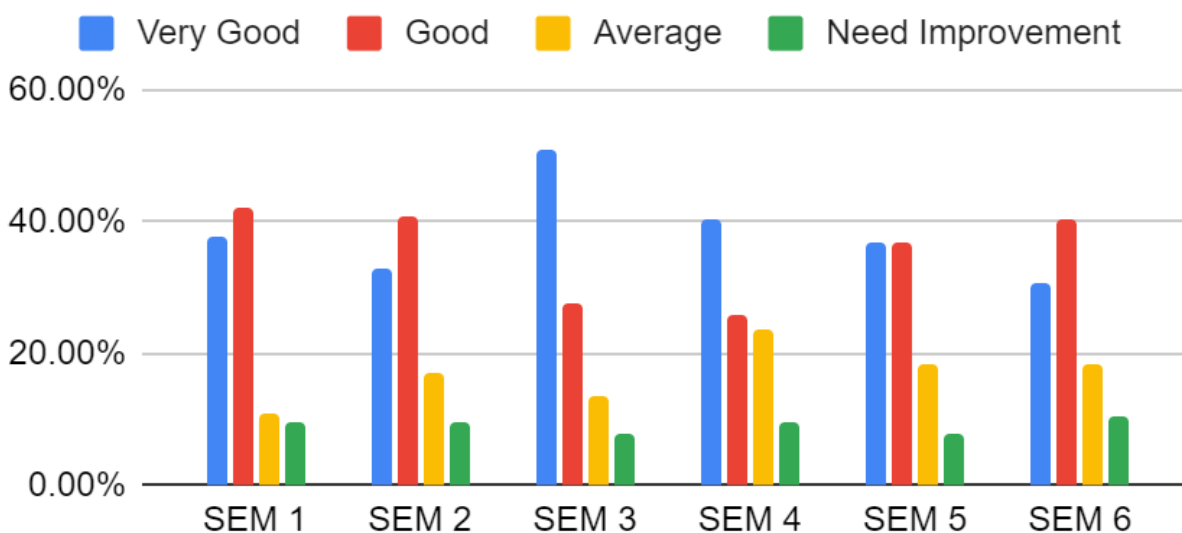
Skilling for employability offered by curriculum



As per the feedback taken from student it has been observed that **average 90.44%** gave a positive response towards **Skilling for employability offered by curriculum**

7. Consideration to Competitive age given in curriculum				
	Very Good	Good	Satisfactory	Needs Improvement
SEM 1	37.50%	42.19%	10.94%	9.38%
SEM 2	37.50%	42.19%	10.94%	9.38%
SEM 3	50.98%	27.45%	13.73%	7.84%
SEM 4	40.54%	25.95%	23.78%	9.73%
SEM 5	36.84%	36.84%	18.42%	7.89%
SEM 6	30.50%	40.43%	30.50%	30.50%
Average	38.19%	35.62%	17.05%	9.14%
(Very Good + Good+ Satisfactory)	90.86%			

Competitive edge in the market



As per the feedback taken from student it has been observed that **average 90.86%** gave a positive response towards **Consideration to Competitive age given in curriculum**

Bachelor of Science in Information Technology (B.Sc.I.T.)

Suggestions, Recommendations and Action Taken

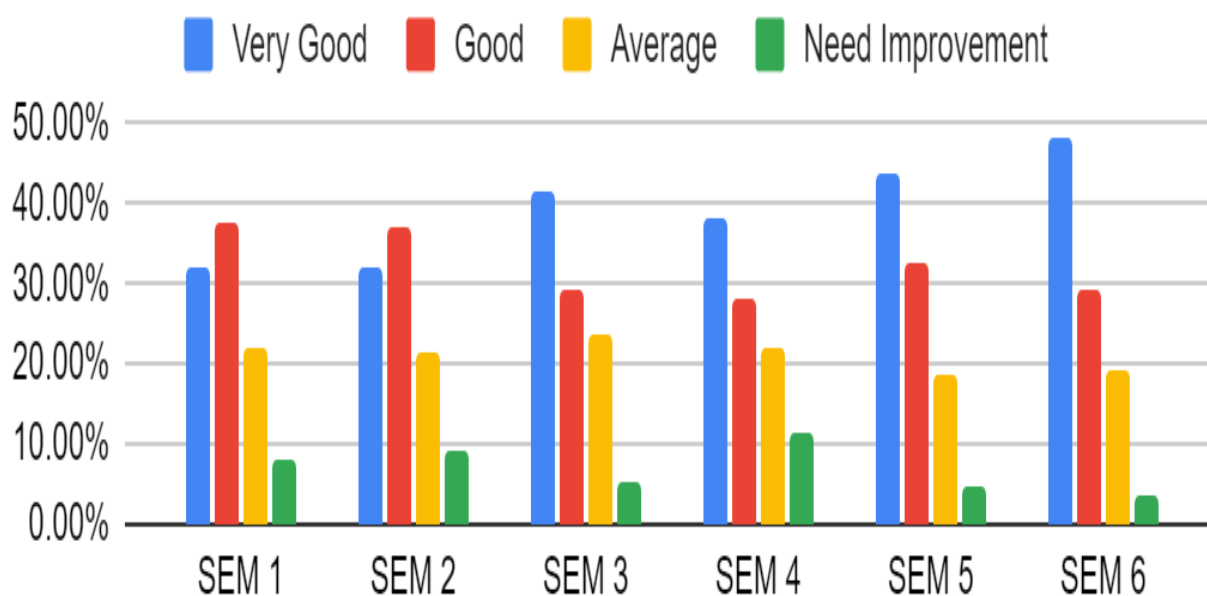
Sr No	Suggestions by Students	Recommendations by Autonomy Committee	Action taken by coordinators
1	Advanced technology and new trending concepts should be updated in the curriculum	The curriculum is approved by Board of Study members consisting of Industry experts, hence advanced technologies and new trending concepts are incorporated from time to time. Hence no recommendations	No action taken required
2	Focus on practical study and availability of practical material	Practical aspects of subjects to be included in teaching methodologies	Case study-based teaching methodologies are adopted in every course, and it is also included in evaluation of the also.
3	Just increase the teaching aids and more concepts need to be taught	All the classrooms are well equipped with the latest teaching aids. Hence no recommendations	No action taken required
4	more modern skills which are there in market more practical class then theory	Practical aspects of subjects to be included in teaching methodologies	Case study-based teaching methodologies are adopted in every course, and it is also included in evaluation of the also.
5	Need openness, book learning especially for IT students, being a book nerd, doesn't pay, rather giving permission for laptop usage in class is important!!!!	Most of the lectures are conducted in computer labs only. We equipped a computer lab with sufficient number of desktops is available. Hence no recommendation.	No action taken is required

6	Reduce some portions from the syllabus as 4 months are not enough.	The syllabus is framed in consultation with Board of studies members consisting of University nominee, industry expert, meritorious alumni etc. and strictly as per university guidelines. Hence no recommendation	No action taken required
---	--	--	--------------------------

2.7 Bachelor of Science in Computer Science

1. Relevance of Curriculum to programme				
	Very Good	Good	Satisfactory	Needs Improvement
SEM 1	31.97%	37.70%	22.13%	8.20%
SEM 2	32.28%	37.04%	21.69%	8.99%
SEM 3	41.67%	29.17%	23.61%	5.56%
SEM 4	38.14%	28.37%	21.86%	11.63%
SEM 5	43.90%	32.52%	18.70%	4.88%
Average	39.32%	32.35%	21.20%	7.13%
(Very Good + Good+ Satisfactory)	92.77%			

Curriculum and its relevance



As per the feedback taken from student it has been observed that **average 92.77%** gave a positive response towards **Relevance of Curriculum to programme**

2. Conceptual clarity and practical understanding from the curriculum				
	Very Good	Good	Satisfactory	Needs Improvement
SEM 1	28.69%	40.98%	22.95%	7.38%
SEM 2	22.75%	45.50%	22.22%	9.52%
SEM 3	40.28%	34.72%	19.44%	5.56%
SEM 4	34.25%	23.29%	28.77%	13.70%
SEM 5	43.09%	32.52%	20.33%	4.07%
SEM 6	42.93%	31.82%	19.19%	6.06%
Average	35.33%	34.81%	22.15%	7.71%
(Very Good + Good+ Satisfactory)	92.29%			

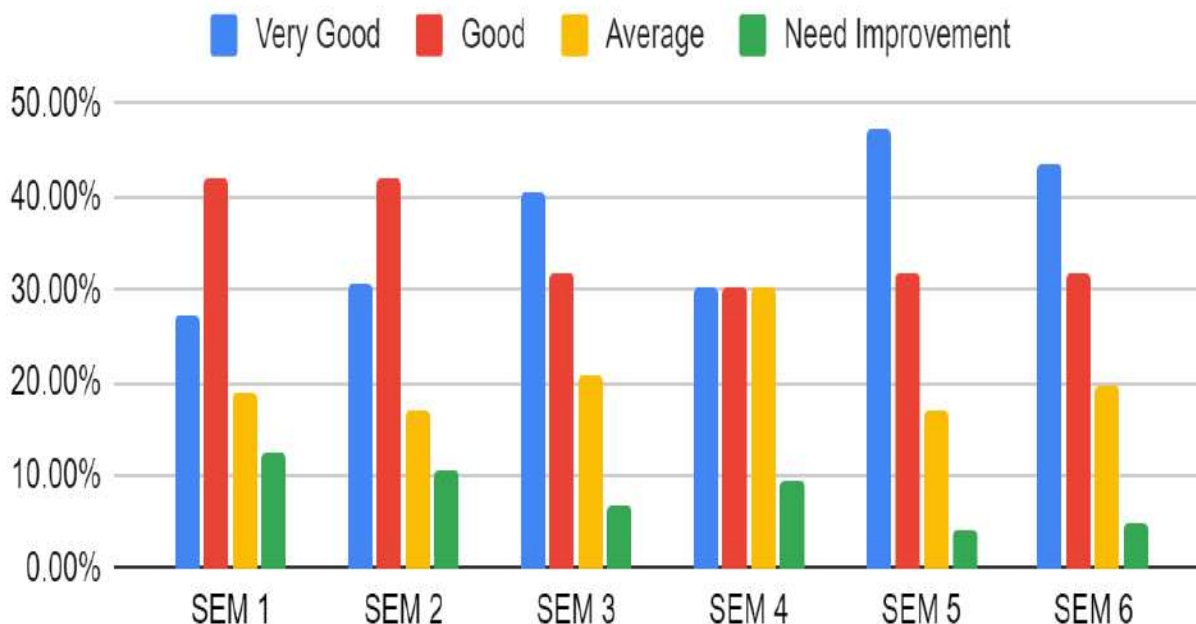
Conceptual clarity and practical understanding from the curriculum



As per the feedback taken from student it has been observed that **average 92.29%** gave a positive response towards **Conceptual clarity and practical understanding from the curriculum**

3. Sequence of the courses in the curriculum				
	Very Good	Good	Satisfactory	Needs Improvement
SEM 1	27.05%	41.80%	18.85%	12.30%
SEM 2	30.69%	41.80%	16.93%	10.58%
SEM 3	40.28%	31.94%	20.83%	6.94%
SEM 4	30.14%	30.14%	30.14%	9.59%
SEM 5	47.15%	31.71%	17.07%	4.07%
SEM 6	43.43%	31.82%	19.70%	5.05%
Average	36.46%	34.87%	20.59%	8.09%
(Very Good + Good+ Satisfactory)	91.91%			

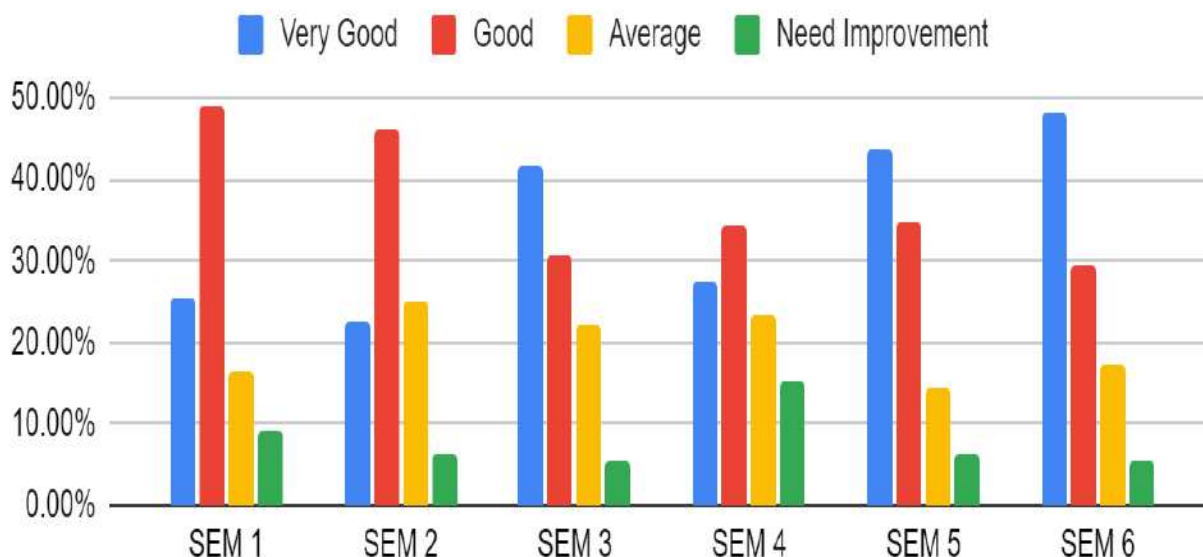
Sequence of the courses in the curriculum



As per the feedback taken from student it has been observed that **average 91.91%** gave a positive response towards **Sequence of the courses in the curriculum**

4. Electives offered in terms of their relevance to the specialization streams				
	Very Good	Good	Satisfactory	Needs Improvement
SEM 1	25.41%	49.18%	16.39%	9.02%
SEM 2	22.75%	46.03%	24.87%	6.35%
SEM 3	41.67%	30.56%	22.22%	5.56%
SEM 4	27.40%	34.25%	23.29%	15.07%
SEM 5	43.90%	34.96%	14.63%	6.50%
SEM 6	47.98%	29.29%	17.17%	5.56%
Average	34.85%	37.38%	19.76%	8.01%
(Very Good + Good+ Satisfactory)	91.99%			

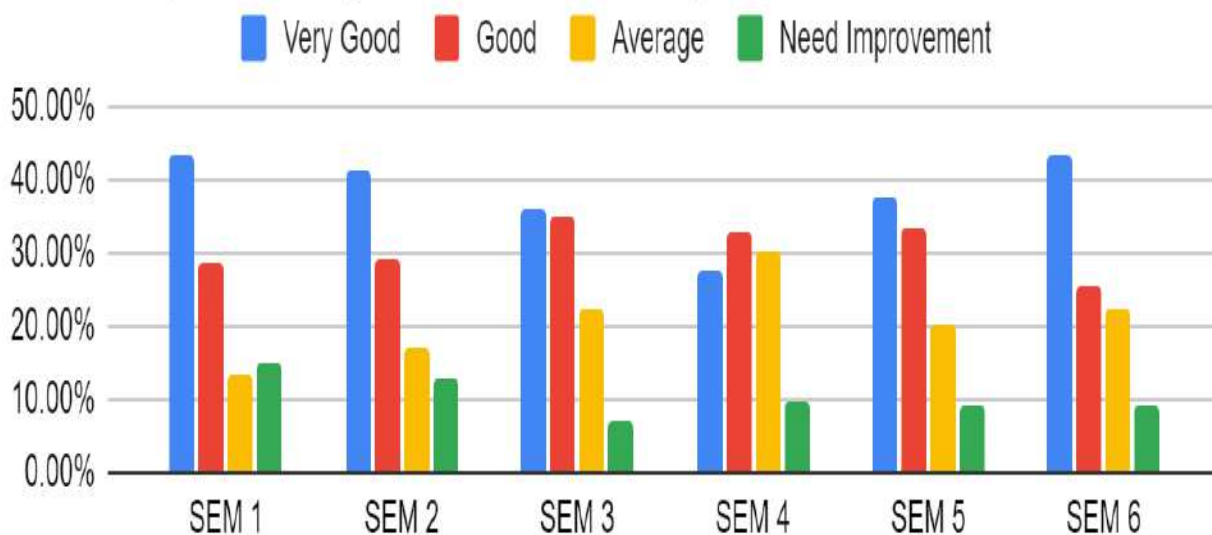
Electives offered in terms of their relevance to the specialization streams



As per the feedback taken from student it has been observed that **average 91.99%** gave a positive response towards **Electives offered in terms of their relevance to the specialization streams**

5. Availability of learning material in the library				
	Very Good	Good	Satisfactory	Needs Improvement
SEM 1	43.44%	28.69%	13.11%	14.75%
SEM 2	41.27%	29.10%	16.93%	12.70%
SEM 3	36.11%	34.72%	22.22%	6.94%
SEM 4	27.40%	32.88%	30.14%	9.59%
SEM 5	37.40%	33.33%	20.33%	8.94%
SEM 6	43.43%	25.25%	22.22%	9.09%
Average	38.18%	30.66%	20.83%	10.34%
(Very Good + Good+ Satisfactory)	89.66%			

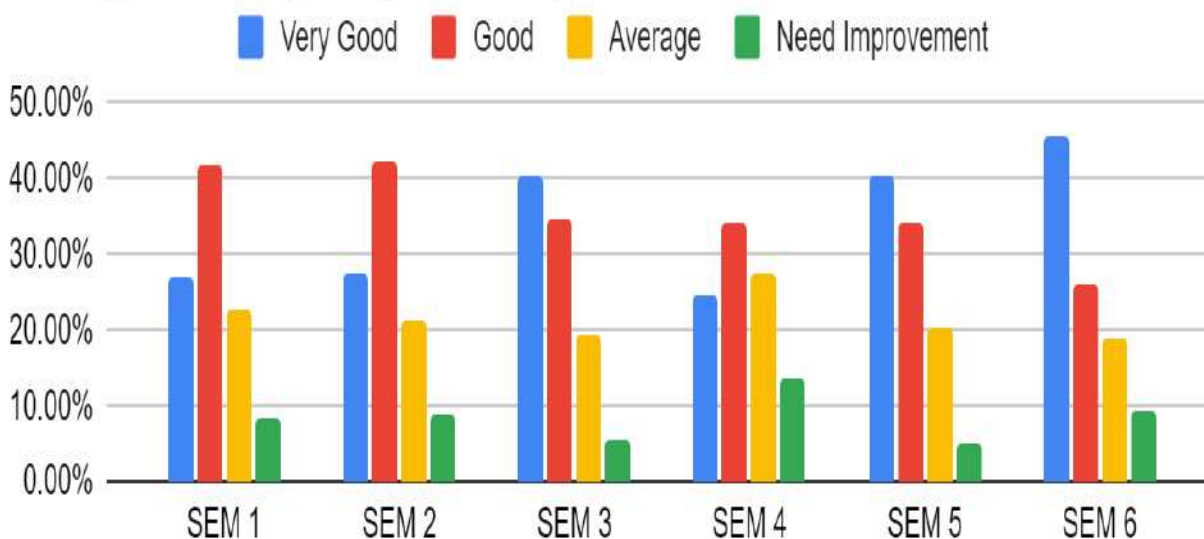
Availability of learning material in the library



As per the feedback taken from student it has been observed that **average 89.66%** gave a positive response towards **Availability of learning material in the library**

6. Skilling for employability offered by curriculum				
	Very Good	Good	Satisfactory	Needs Improvement
SEM 1	27.05%	41.80%	22.95%	8.20%
SEM 2	27.51%	42.33%	21.16%	8.99%
SEM 3	40.28%	34.72%	19.44%	5.56%
SEM 4	24.66%	34.25%	27.40%	13.70%
SEM 5	40.65%	34.15%	20.33%	4.88%
SEM 6	45.45%	26.26%	18.69%	9.60%
Average	34.27%	35.58%	21.66%	8.49%
(Very Good + Good+ Satisfactory)	91.51%			

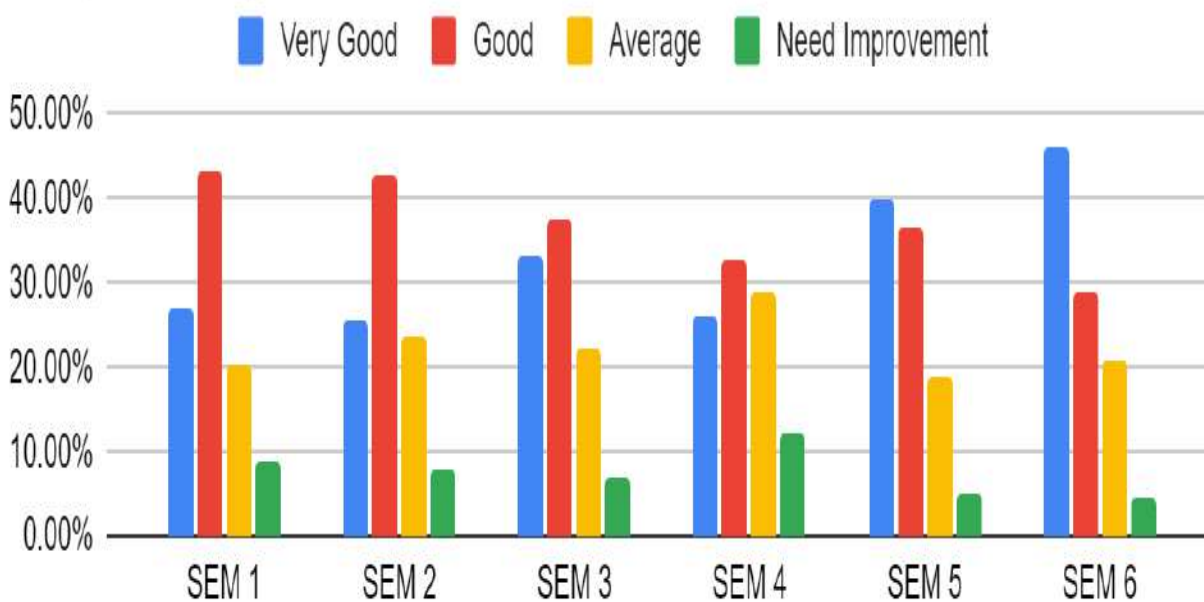
Skilling for employability offered by curriculum



As per the feedback taken from student it has been observed that **average 91.51%** gave a positive response towards **Skilling for employability offered by curriculum**

7. Consideration to Competitive age given in curriculum				
	Very Good	Good	Satisfactory	Needs Improvement
SEM 1	27.05%	43.44%	20.49%	9.02%
SEM 2	25.40%	42.86%	23.81%	7.94%
SEM 3	33.33%	37.50%	22.22%	6.94%
SEM 4	26.03%	32.88%	28.77%	12.33%
SEM 5	39.84%	36.59%	18.70%	4.88%
SEM 6	45.96%	28.79%	20.71%	4.55%
Average	32.93%	37.01%	22.45%	7.61%
(Very Good + Good + Satisfactory)	92.39%			

Competitive edge in the market



As per the feedback taken from student it has been observed that **average 92.39%** gave a positive response towards **Consideration to Competitive age given in curriculum**

Bachelor of Science in Computer Science

Suggestions, Recommendations and Action Taken

Sr No	Suggestions by Students	Recommendations by Autonomy Monitoring Committee	Action taken by coordinators
1	As a CS student, we should be given more time for practicals rather than just focusing on lectures.	Most of the lectures are conducted in computer labs only. We equipped a computer lab with sufficient number of desktops is available. Hence no recommendation.	No action taken is required

2	Enough books are not available of the syllabus and other literature and competitive exams.	The library is well equipped with subscription of e books and e journals, students can freely access the same. Hence no recommendation	No action taken required
3	I just suggest that use of projector should be done in class to have a better understanding	Computer labs and classrooms have projector. Hence no recommendation	No action taken required
5	Subjects like Devops, blockchain development and Go programming should also be there	Suggestions should be discussed in board of studies meeting	Blockchain is introduced as certificated course by DSDE.
6	Too many practical subjects should not be introduced in the last semester.	Practical subjects are the core subjects of a Computer Science degree. Hence no recommendation	No action taken required

2.8 Bachelor of Science in Biotechnology

1. Relevance of Curriculum to programme				
	Very Good	Good	Satisfactory	Needs Improvement
SEM 1	43.86%	38.60%	15.79%	1.75%
SEM 2	36.73%	34.69%	19.39%	9.18%
SEM 3	66.67%	33.33%	0.00%	0.00%
SEM 4	34.09%	18.18%	25.00%	22.73%
SEM 5	55.56%	18.52%	18.52%	7.41%
SEM 6	40.28%	25.00%	20.83%	13.89%
Average	46.20%	28.05%	16.59%	9.16%
(Very Good + Good+ Satisfactory)	90.84%			

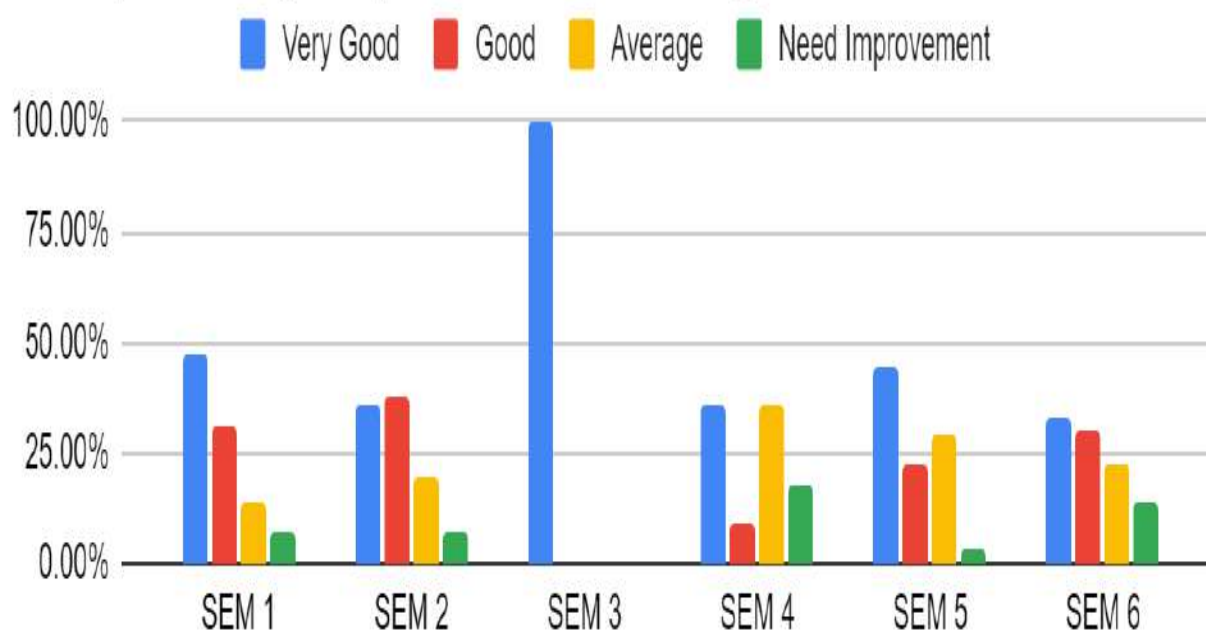
Curriculum and its relevance



As per the feedback taken from student it has been observed that **average 90.84%** gave a positive response towards **Consideration to Competitive age given in curriculum**

2. Conceptual clarity and practical understanding from the curriculum				
	Very Good	Good	Satisfactory	Needs Improvement
SEM 1	47.37%	31.58%	14.04%	7.02%
SEM 2	35.71%	37.76%	19.39%	7.14%
SEM 3	100.00%	0.00%	0.00%	0.00%
SEM 4	36.36%	9.09%	36.36%	18.18%
SEM 5	44.44%	22.22%	29.63%	3.70%
SEM 6	33.33%	30.56%	22.22%	13.89%
Average	49.54%	21.87%	20.27%	8.32%
(Very Good + Good+ Satisfactory)	91.68%			

Conceptual clarity and practical understanding from the curriculum



As per the feedback taken from student it has been observed that **average 91.68%** gave a positive response towards **Consideration to Competitive age given in curriculum**

3. Sequence of the courses in the curriculum				
	Very Good	Good	Satisfactory	Needs Improvement
SEM 1	40.35%	38.60%	17.54%	3.51%
SEM 2	33.67%	39.80%	15.31%	11.22%
SEM 3	66.67%	33.33%	0.00%	0.00%
SEM 4	36.36%	18.18%	27.27%	18.18%
SEM 5	48.15%	22.22%	25.93%	3.70%
SEM 6	33.33%	31.94%	19.44%	15.28%
Average	43.09%	30.68%	17.58%	8.65%
(Very Good + Good+ Satisfactory)	91.35%			

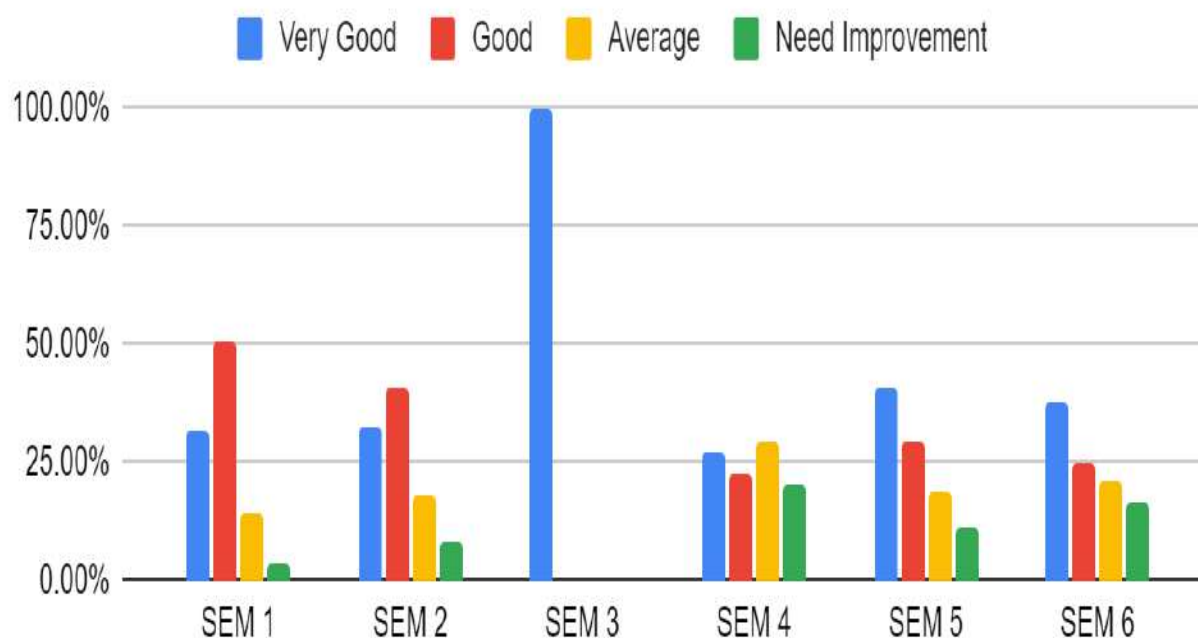
Sequence of the courses in the curriculum



As per the feedback taken from student it has been observed that **average 91.35%** gave a positive response towards **Consideration to Competitive age given in curriculum**

4. Electives offered in terms of their relevance to the specialization streams				
	Very Good	Good	Satisfactory	Needs Improvement
SEM 1	31.58%	50.88%	14.04%	3.51%
SEM 2	32.65%	40.82%	18.37%	8.16%
SEM 3	100.00%	0.00%	0.00%	0.00%
SEM 4	27.27%	22.73%	29.55%	20.45%
SEM 5	40.74%	29.63%	18.52%	11.11%
SEM 6	37.50%	25.00%	20.83%	16.67%
Average	44.96%	28.18%	16.88%	9.98%
(Very Good + Good+ Satisfactory)	90.02%			

Electives offered in terms of their relevance to the specialization streams



As per the feedback taken from student it has been observed that **average 90.02%** gave a positive response towards **Consideration to Competitive age given in curriculum**

5. Availability of learning material in the library				
	Very Good	Good	Satisfactory	Needs Improvement
SEM 1	36.84%	36.84%	22.81%	3.51%
SEM 2	34.69%	30.61%	21.43%	13.27%
SEM 3	66.67%	33.33%	0.00%	0.00%
SEM 4	36.36%	15.91%	27.27%	20.45%
SEM 5	51.85%	14.81%	29.63%	3.70%
SEM 6	40.28%	22.22%	25.00%	12.50%
Average	44.45%	25.62%	21.02%	8.91%
(Very Good + Good+ Satisfactory)	91.09%			

Availability of learning material in the library



As per the feedback taken from student it has been observed that **average 91.09%** gave a positive response towards **Consideration to Competitive age given in curriculum**

6. Skilling for employability offered by curriculum				
	Very Good	Good	Satisfactory	Needs Improvement
SEM 1	24.56%	47.37%	24.56%	3.51%
SEM 2	28.57%	39.80%	20.41%	11.22%
SEM 3	66.67%	33.33%	0.00%	0.00%
SEM 4	31.82%	20.45%	29.55%	18.18%
SEM 5	44.44%	22.22%	25.93%	7.41%
SEM 6	33.33%	30.56%	22.22%	13.89%
Average	38.23%	32.29%	20.44%	9.04%
(Very Good + Good+ Satisfactory)	90.96%			

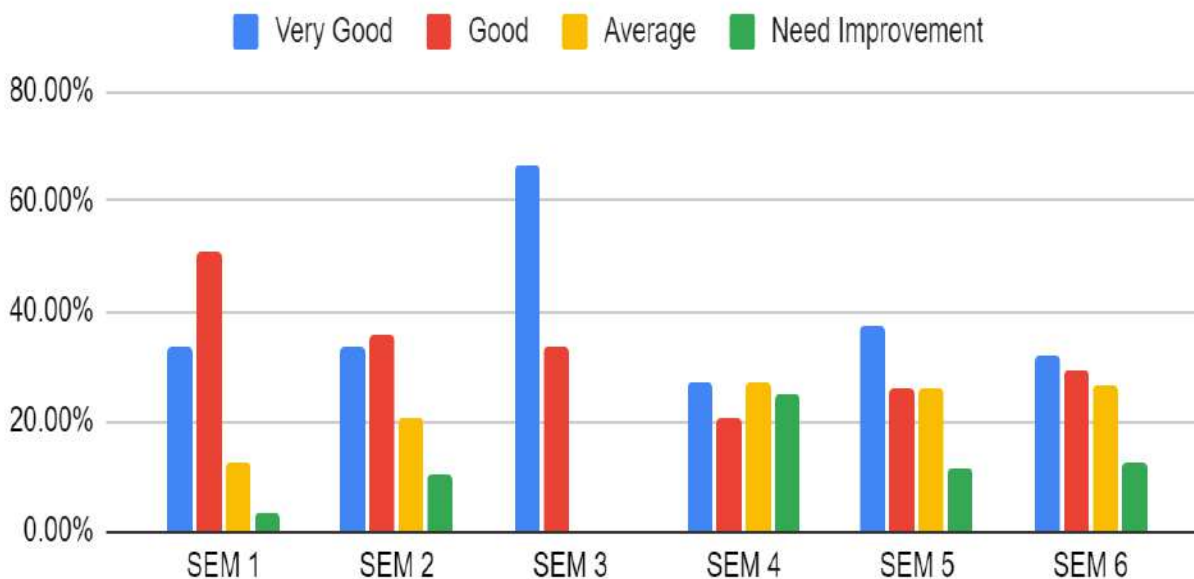
Skilling for employability offered by curriculum



As per the feedback taken from student it has been observed that **average 90.96%** gave a positive response towards **Consideration to Competitive age given in curriculum**

7. Consideration to Competitive age given in curriculum				
	Very Good	Good	Satisfactory	Needs Improvement
SEM 1	33.33%	50.88%	12.28%	3.51%
SEM 2	33.67%	35.71%	20.41%	10.20%
SEM 3	66.67%	33.33%	0.00%	0.00%
SEM 4	27.27%	20.45%	27.27%	25.00%
SEM 5	37.04%	25.93%	25.93%	11.11%
SEM 6	31.94%	29.17%	26.39%	12.50%
Average	38.32%	32.58%	18.71%	10.39%
(Very Good + Good+ Satisfactory)	89.61%			

Competitive edge in the market



As per the feedback taken from student it has been observed that **average 89.61%** gave a positive response towards **Consideration to Competitive age given in curriculum**

Bachelor of Science in Biotechnology

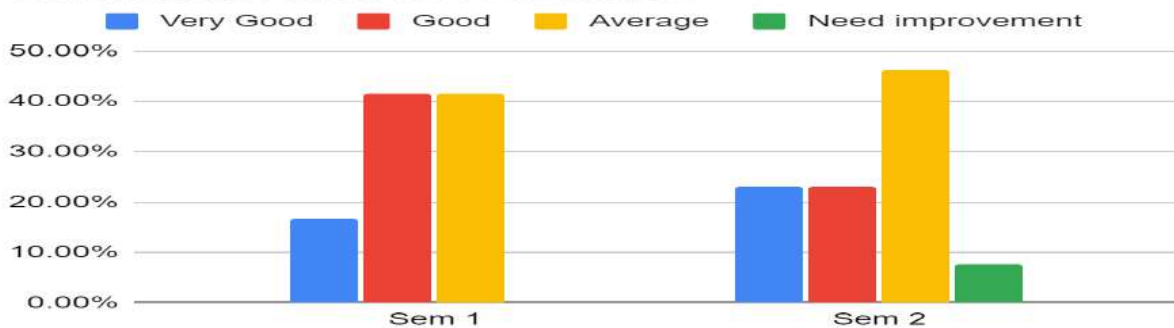
Suggestions, Recommendations and Action Taken

Sr No	Suggestions by Students	Recommendations by Autonomy Monitoring Committee	Action taken by coordinators
1	Please include topics with respect to entrance exams.	The syllabus is exhaustive, and topics related to entrance exams are already included. Hence no recommendations	No action taken required
2	Put more industrial and practical based knowledge with visits in curriculum rather than all theory	The syllabus is framed in consultation with Board of studies members consisting of university nominee, industry expert, meritorious alumni etc. and strictly as per university guidelines. Industrial visits are also arranged. Hence no recommendation	No action taken required

2.9 B.Sc. (Honors) Fashion Design & Technology

1. Curriculum and its relevance				
	Very Good	Good	Satisfactory	Need improvement
Sem 1	16.67%	41.67%	41.67%	0.00%
Sem 2	23.08%	23.08%	46.15%	7.69%
Average	19.87%	32.37%	43.91%	3.85%
(Very Good + Good+ Satisfactory)	96.15%			

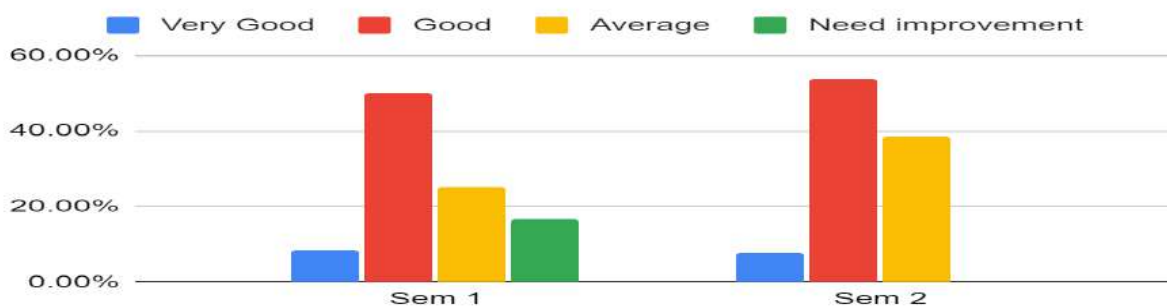
Curriculum and its relevance



As per the feedback taken from student it has been observed that **average 96.15%** gave a positive response towards **Curriculum and its relevance**

2. Conceptual clarity and practical understanding from the curriculum				
	Very Good	Good	Satisfactory	Need improvement
Sem 1	8.33%	50.00%	25.00%	16.67%
Sem 2	7.69%	53.85%	38.46%	0.00%
Average	8.01%	51.92%	31.73%	8.33%
(Very Good + Good+ Satisfactory)	91.67%			

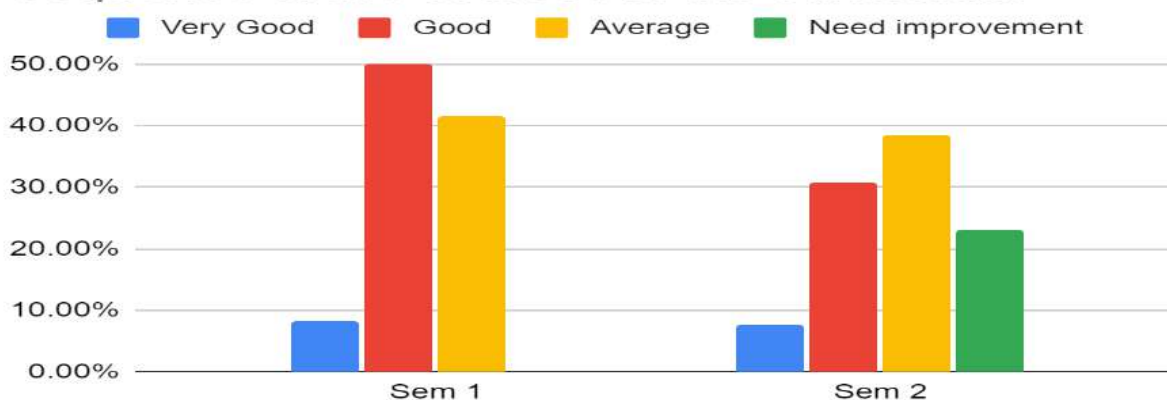
Conceptual clarity and practical understanding from the curriculum



As per the feedback taken from student it has been observed that **average 91.67%** gave a positive response towards **Conceptual clarity and practical understanding from the curriculum**

3. Sequence of the courses in the curriculum				
	Very Good	Good	Satisfactory	Need improvement
Sem 1	8.33%	50.00%	41.67%	0.00%
Sem 2	7.69%	30.77%	38.46%	23.08%
Average	8.01%	40.38%	40.06%	11.54%
(Very Good + Good+ Satisfactory)	88.46%			

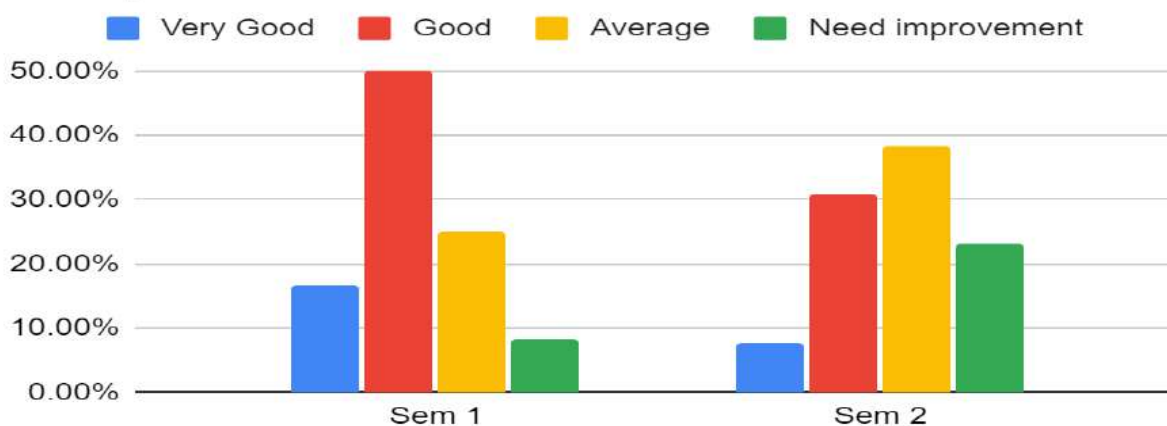
Sequence of the courses in the curriculum



As per the feedback taken from student it has been observed that **average 88.46%** gave a positive response towards **Sequence of the courses in the curriculum** .

4. Electives offered in terms of their relevance to the specialization streams				
	Very Good	Good	Satisfactory	Need improvement
Sem 1	16.67%	50.00%	25.00%	8.33%
Sem 2	7.69%	30.77%	38.46%	23.08%
Average	12.18%	40.38%	31.73%	15.71%
(Very Good + Good+ Satisfactory)	84.29%			

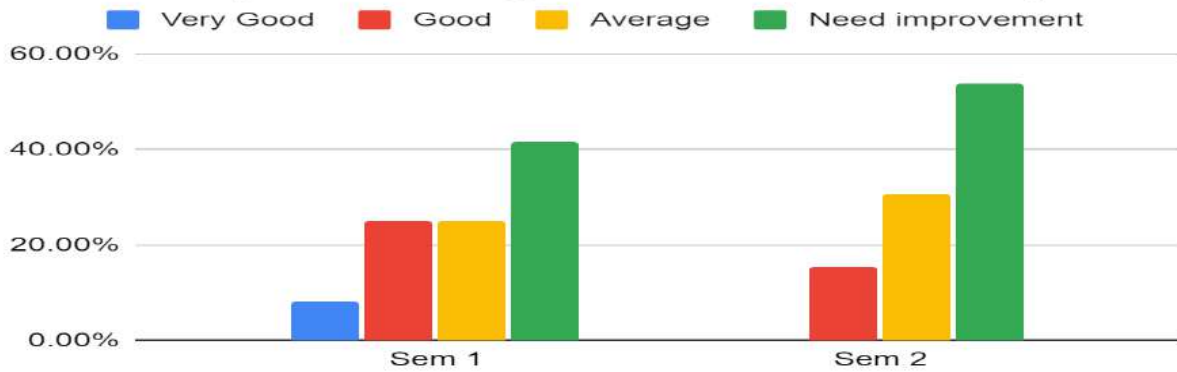
Electives offered in terms of their relevance to the specialization streams



As per the feedback taken from student it has been observed that **average 84.29%** gave a positive response towards **Electives offered in terms of their relevance to the specialization streams**

5. Availability of learning material in the library				
	Very Good	Good	Satisfactory	Need improvement
Sem 1	8.33%	25.00%	25.00%	41.67%
Sem 2	0.00%	15.38%	30.77%	53.85%
Average	4.17%	20.19%	27.88%	47.76%
(Very Good + Good+ Satisfactory)	52.24%			

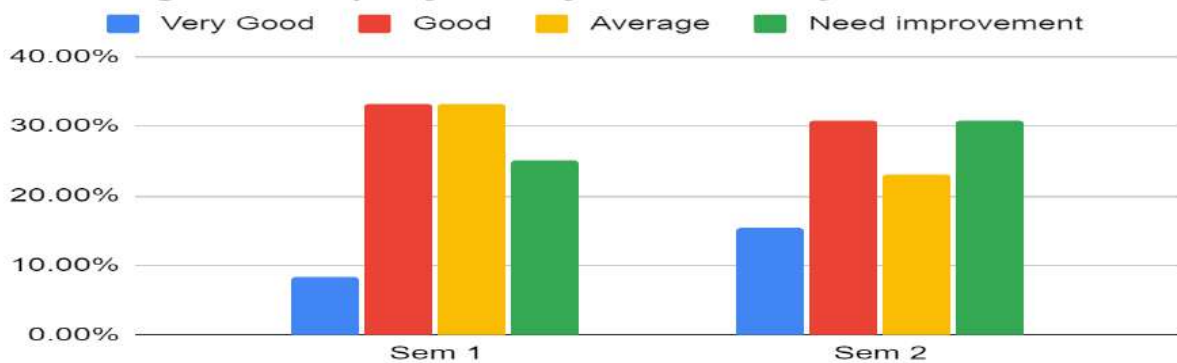
Availability of learning material in the library



As per the feedback taken from student it has been observed that **average 52.24%** gave a positive response towards **Availability of learning material in the library**

6. Skilling for employability offered by curriculum				
	Very Good	Good	Satisfactory	Need improvement
Sem 1	8.33%	33.33%	33.33%	25.00%
Sem 2	15.38%	30.77%	23.08%	30.77%
Average	11.86%	32.05%	28.21%	27.88%
(Very Good + Good+ Satisfactory)	72.12%			

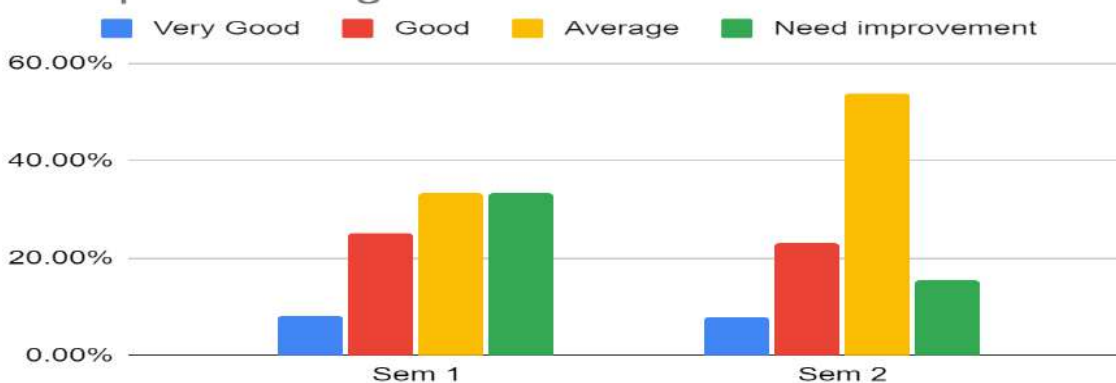
Skilling for employability offered by curriculum



As per the feedback taken from student it has been observed that **average 72.12%** gave a positive response towards **Skilling for employability offered by curriculum**

7. Consideration to Competitive age given in curriculum				
	Very Good	Good	Satisfactory	Need improvement
Sem 1	8.33%	25.00%	33.33%	33.33%
Sem 2	7.69%	23.08%	53.85%	15.38%
Average	8.01%	24.04%	43.59%	24.36%
(Very Good + Good+ Satisfactory)	75.64%			

Competitive edge in the market



As per the feedback taken from student it has been observed that **average 75.64%** gave a positive response towards **Consideration to Competitive age given in curriculum**

B.Sc. (Honors) Fashion Design & Technology

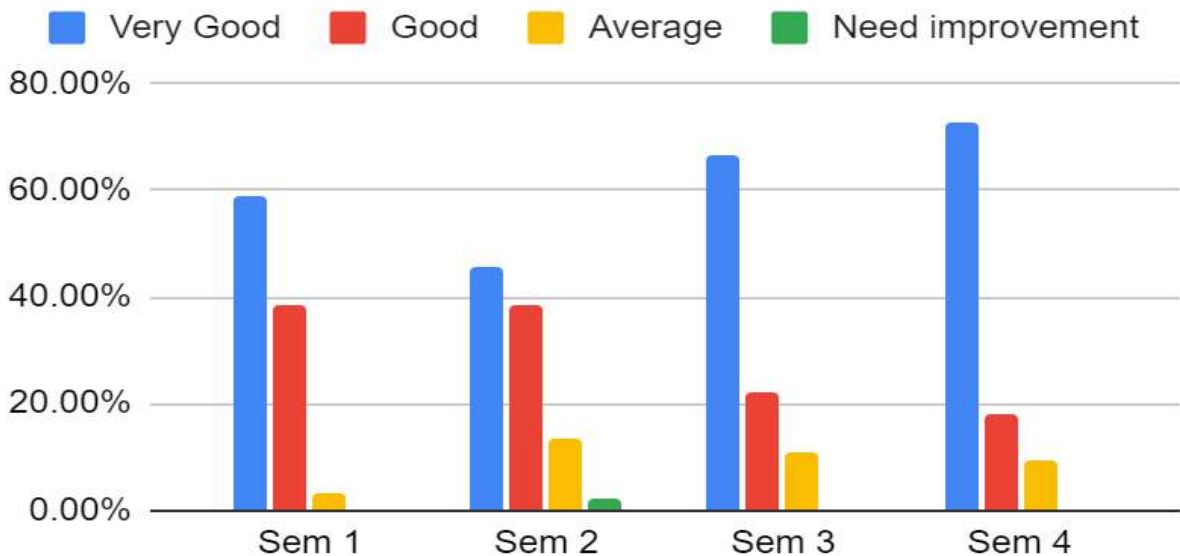
Suggestions, Recommendations and Action Taken

Sr No	Suggestions by Students	Recommendations by Autonomy Monitoring Committee	Action taken by coordinators
1	No suggestions		

2.10 Bachelor of Science in Economics

1. Relevance of Curriculum to programme				
	Very Good	Good	Satisfactory	Needs Improvement
Sem 1	58.82%	38.24%	2.94%	0.00%
Sem 2	45.45%	38.64%	13.64%	2.27%
Sem 3	66.67%	22.22%	11.11%	0.00%
Sem 4	72.73%	18.18%	9.09%	0.00%
Average	56.98%	33.03%	9.23%	0.76%
(Very Good + Good + Satisfactory)	99.24%			

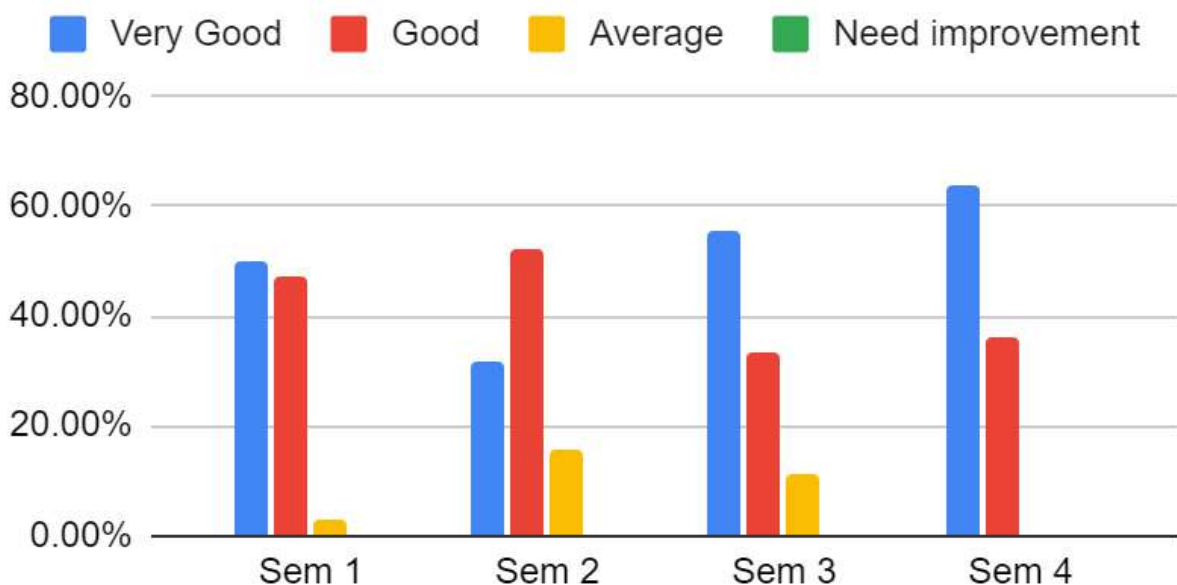
Curriculum and its relevance



As per the feedback taken from students it has been observed that **average 99.24%** gave a positive response towards **Relevance of Curriculum to programme**.

2. Conceptual clarity and practical understanding from the curriculum				
	Very Good	Good	Satisfactory	Needs Improvement
Sem 1	50.00%	47.06%	2.94%	0.00%
Sem 2	31.82%	52.27%	15.91%	0.00%
Sem 3	55.56%	33.33%	11.11%	0.00%
Sem 4	63.64%	36.36%	0.00%	0.00%
Average	50.25%	42.26%	7.49%	0.00%
(Very Good + Good+ Satisfactory)	100.00%			

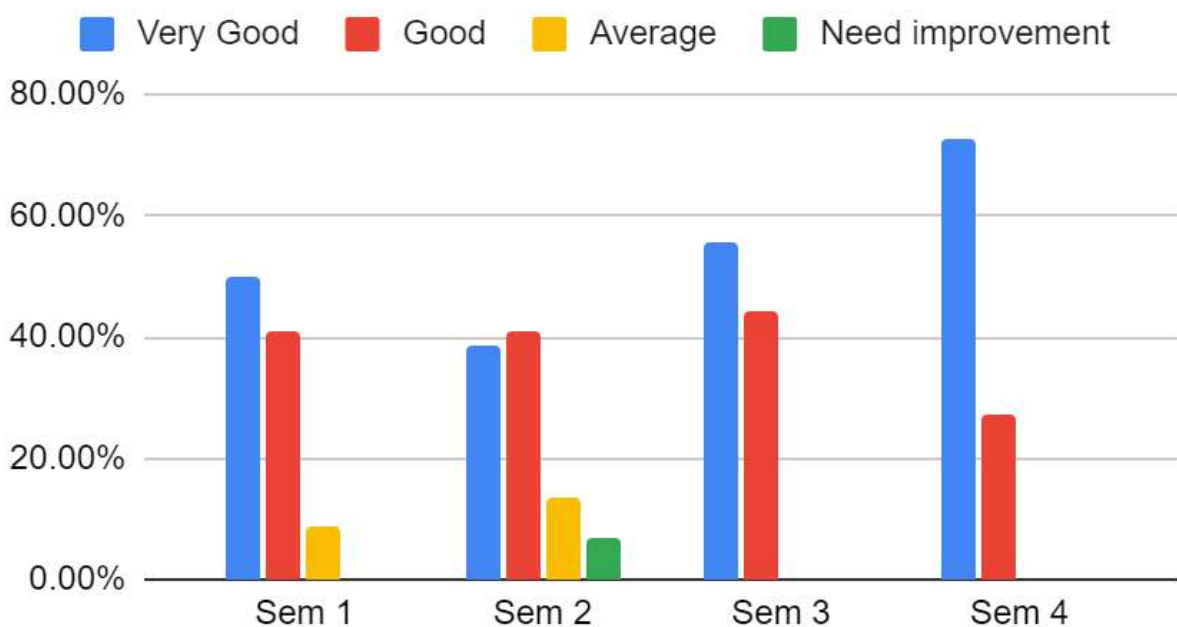
Conceptual clarity and practical understanding from the curriculum



per the feedback taken from students it has been observed that **average 100.00%** gave a positive response towards **Conceptual clarity and practical understanding from the curriculum**.

3. Sequence of the courses in the curriculum				
	Very Good	Good	Satisfactory	Needs Improvement
Sem 1	50.00%	41.18%	8.82%	0.00%
Sem 2	38.64%	40.91%	13.64%	6.82%
Sem 3	55.56%	44.44%	0.00%	0.00%
Sem 4	72.73%	27.27%	0.00%	0.00%
Average	54.23%	38.45%	5.61%	1.70%
(Very Good + Good+ Satisfactory)	98.30%			

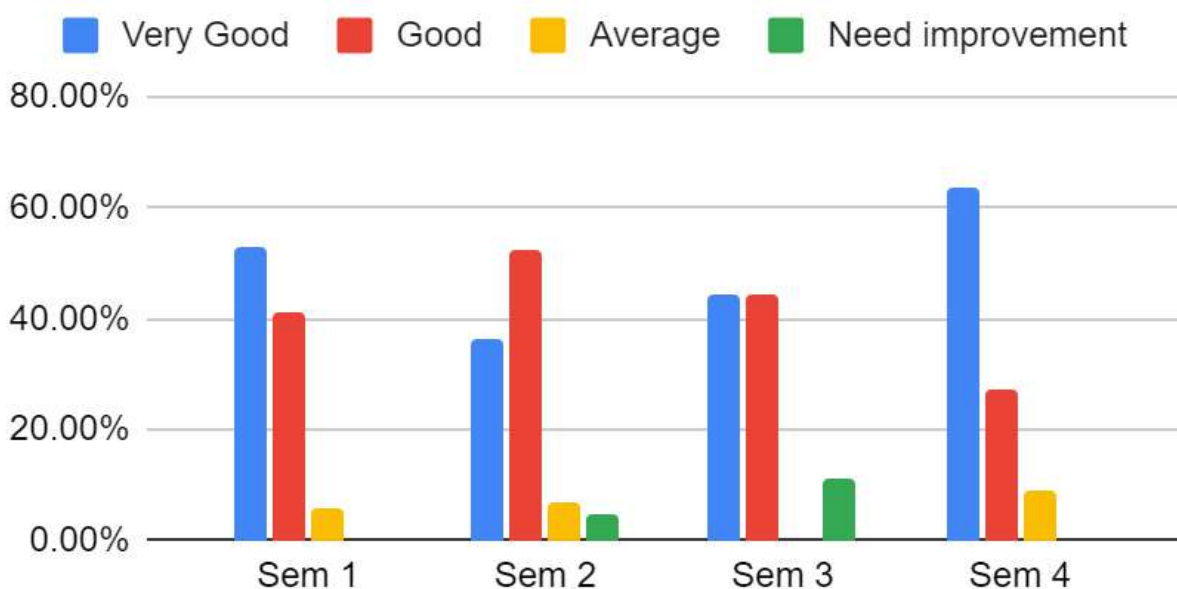
Sequence of the courses in the curriculum



As per the feedback taken from students it has been observed that **average 98.30%** gave a positive response towards **Sequence of the courses in the curriculum**.

4. Electives offered in terms of their relevance to the specialization streams				
	Very Good	Good	Satisfactory	Needs Improvement
Sem 1	52.94%	41.18%	5.88%	0.00%
Sem 2	36.36%	52.27%	6.82%	4.55%
Sem 3	44.44%	44.44%	0.00%	11.11%
Sem 4	63.64%	27.27%	9.09%	0.00%
Average	49.35%	41.29%	5.45%	3.91%
(Very Good + Good+ Satisfactory)	96.09%			

Electives offered in terms of their relevance to the specialization streams



As per the feedback taken from students it has been observed that **average 96.09%** gave a positive response towards **Electives offered in terms of their relevance to the specialization streams**.

5. Availability of learning material in the library				
	Very Good	Good	Satisfactory	Needs Improvement
Sem 1	44.12%	41.18%	14.71%	0.00%
Sem 2	43.18%	36.36%	15.91%	4.55%
Sem 3	55.56%	0.00%	22.22%	22.22%
Sem 4	54.55%	18.18%	18.18%	9.09%
Average	49.35%	23.93%	17.75%	8.96%
(Very Good + Good+ Satisfactory)	91.04%			

Availability of learning material in the library



As per the feedback taken from students it has been observed that **average 91.04%** gave a positive response towards **Availability of learning material in the library**.

6. Skilling for employability offered by curriculum				
	Very Good	Good	Satisfactory	Needs Improvement
Sem 1	47.06%	38.24%	14.71%	0.00%
Sem 2	36.36%	38.64%	20.45%	4.55%
Sem 3	44.44%	33.33%	22.22%	0.00%
Sem 4	54.55%	36.36%	9.09%	0.00%
Average	45.60%	36.64%	16.62%	1.14%
(Very Good + Good+ Satisfactory)	98.86%			

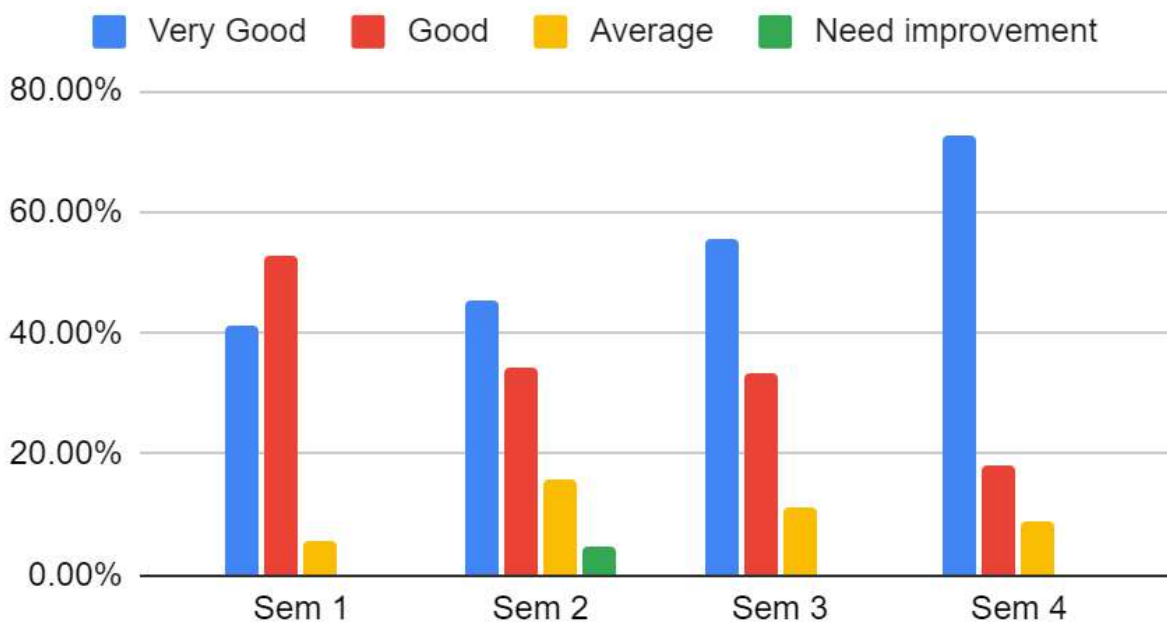
Skilling for employability offered by curriculum



As per the feedback taken from students it has been observed that **average 98.86%** gave a positive response towards **Skilling for employability offered by curriculum**.

7. Consideration to Competitive age given in curriculum				
	Very Good	Good	Satisfactory	Needs Improvement
Sem 1	41.18%	52.94%	5.88%	0.00%
Sem 2	45.45%	34.09%	15.91%	4.55%
Sem 3	55.56%	33.33%	11.11%	0.00%
Sem 4	72.73%	18.18%	9.09%	0.00%
Average	53.73%	34.64%	10.50%	1.14%
(Very Good + Good+ Satisfactory)	98.86%			

Competitive edge in the market



As per the feedback taken from students it has been observed that **average 98.86%** gave a positive response towards **Consideration to Competitive age given in curriculum**.

Bachelor of Science in Economics

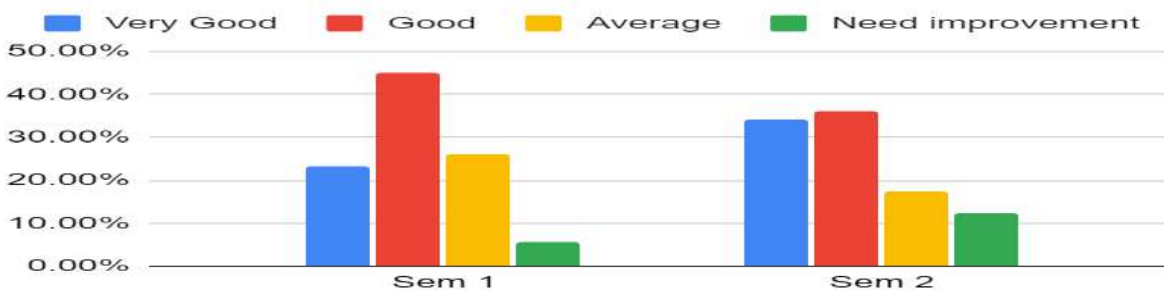
Suggestions, Recommendations and Action Taken

Sr No	Suggestions by Students	Recommendations by Autonomy Monitoring Committee	Action taken by coordinators
1	lib books needed for some subjects and good internship program related to our course is needed.	The library is well equipped with subscription of e books and e journals, students can freely access the same. Hence no recommendation	No action taken required

2.11 BBA(Business Administration)

1. Relevance of Curriculum to programme				
	Very Good	Good	Satisfactory	Needs Improvement
Sem 1	23.29%	45.21%	26.03%	5.48%
Sem 2	34.02%	36.08%	17.53%	12.37%
Average	28.65%	40.64%	21.78%	8.93%
(Very Good + Good+ Satisfactory)	91.07%			

Curriculum and its relevance



As per the feedback taken from students it has been observed that **average 91.07%** gave a positive response towards **Relevance of Curriculum to programme**.

2. Conceptual clarity and practical understanding from the curriculum				
	Very Good	Good	Satisfactory	Needs Improvement
Sem 1	24.66%	43.84%	20.55%	10.96%
Sem 2	23.71%	39.18%	24.74%	12.37%
Average	24.18%	41.51%	22.65%	11.67%
(Very Good + Good+ Satisfactory)	88.33%			

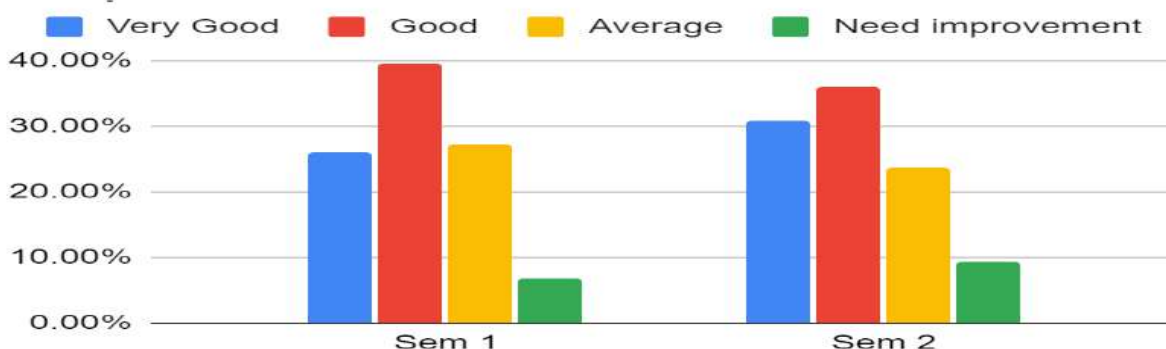
Conceptual clarity and practical understanding from the curriculum



As per the feedback taken from students it has been observed that on average **88.33%** gave a positive response towards **Conceptual clarity and practical understanding from the curriculum**.

3. Sequence of the courses in the curriculum				
	Very Good	Good	Satisfactory	Needs Improvement
Sem 1	26.03%	39.73%	27.40%	6.85%
Sem 2	30.93%	36.08%	23.71%	9.28%
Average	28.48%	37.90%	25.55%	8.06%
(Very Good + Good+ Satisfactory)	91.94%			

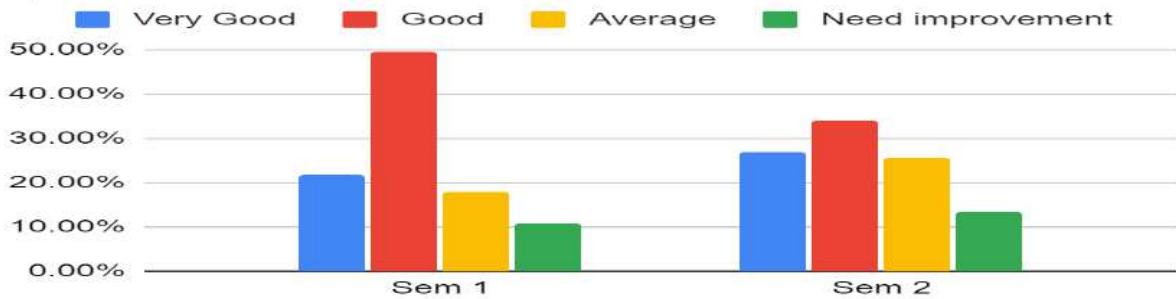
Sequence of the courses in the curriculum



As per the feedback taken from students it has been observed that on average **91.94%** gave a positive response towards **Sequence of the courses in the curriculum**.

4. Electives offered in terms of their relevance to the specialization streams				
	Very Good	Good	Satisfactory	Needs Improvement
Sem 1	21.92%	49.32%	17.81%	10.96%
Sem 2	26.80%	34.02%	25.77%	13.40%
Average	24.36%	41.67%	21.79%	12.18%
(Very Good + Good+ Satisfactory)	87.82%			

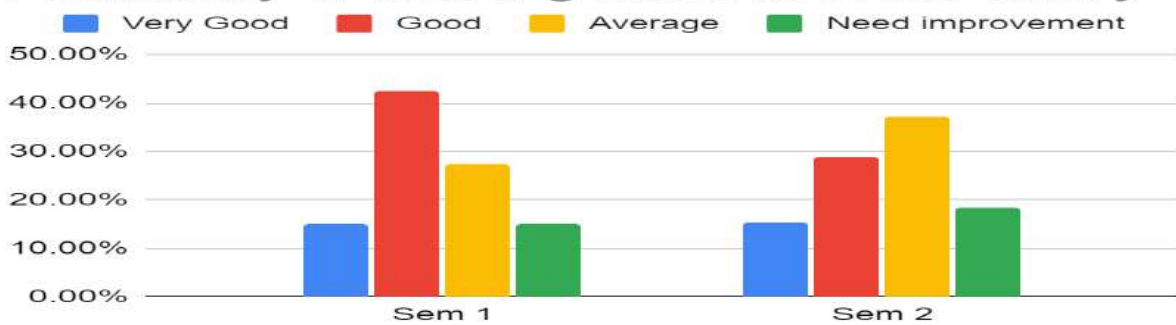
Electives offered in terms of their relevance to the specialization streams



As per the feedback taken from students it has been observed that on average **87.82%** gave a positive response towards **Electives offered in terms of their relevance to the specialization streams**.

5. Availability of learning material in the library				
	Very Good	Good	Satisfactory	Needs Improvement
Sem 1	15.07%	42.47%	27.40%	15.07%
Sem 2	15.46%	28.87%	37.11%	18.56%
Average	15.27%	35.67%	32.26%	16.81%
(Very Good + Good+ Satisfactory)	83.19%			

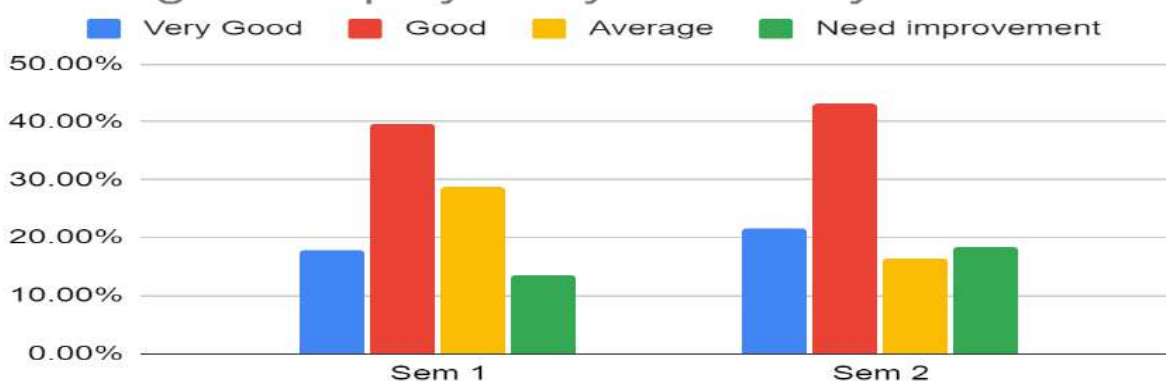
Availability of learning material in the library



As per the feedback taken from students it has been observed that on average **83.19%** gave a positive response towards **Availability of learning material in the library**.

6. Skilling for employability offered by curriculum				
	Very Good	Good	Satisfactory	Needs Improvement
Sem 1	17.81%	39.73%	28.77%	13.70%
Sem 2	21.65%	43.30%	16.49%	18.56%
Average	19.73%	41.51%	22.63%	16.13%
(Very Good + Good+ Satisfactory)	83.87%			

Skilling for employability offered by curriculum



As per the feedback taken from students it has been observed that **average 83.87%** gave a positive response towards **Skilling for employability offered by curriculum**.

7. Consideration to Competitive age given in curriculum				
	Very Good	Good	Satisfactory	Needs Improvement
Sem 1	24.66%	38.36%	27.40%	9.59%
Sem 2	23.71%	41.24%	20.62%	14.43%
Average	24.18%	39.80%	24.01%	12.01%
(Very Good + Good+ Satisfactory)	87.99%			

Competitive edge in the market



As per the feedback taken from students it has been observed that 87.99% gave a positive response towards **Consideration to Competitive age given in curriculum**.

BBA (Business Administration)

Suggestions, Recommendations and Action Taken

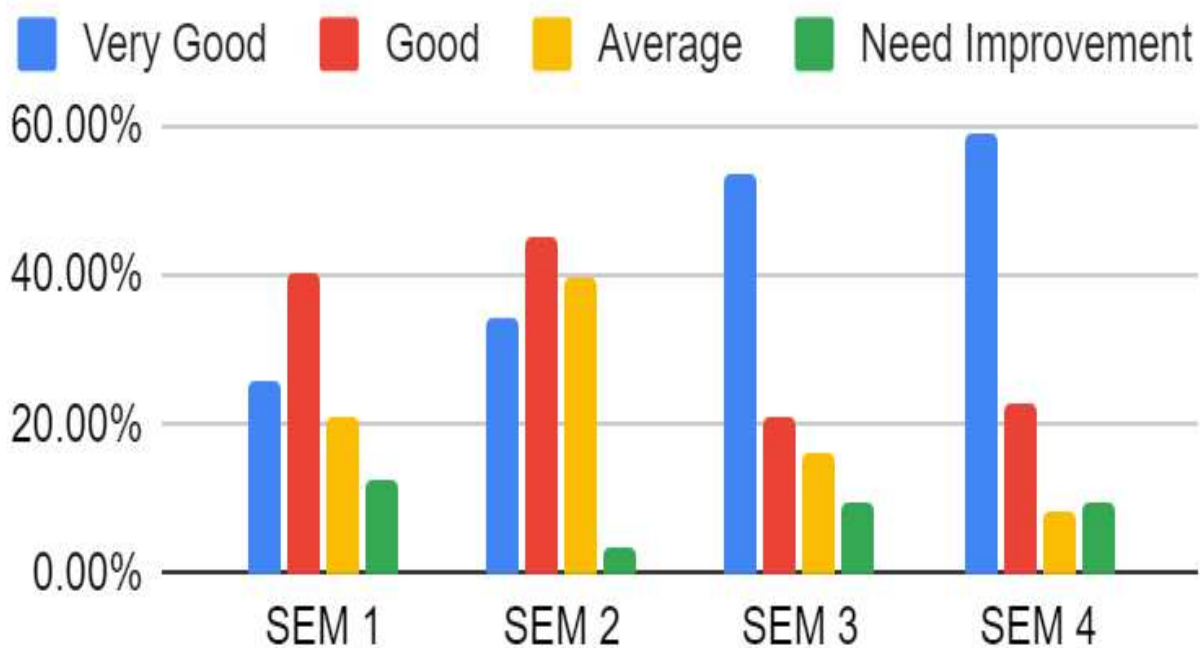
Sr No	Suggestions by Students	Recommendations by Autonomy Monitoring Committee	Action taken by coordinators
1	Books are not available for the subject of BBA	The library is well equipped with subscription of e books and e journals, students can freely access the same. Hence no recommendation	No action taken required
2	More detail study materials should provide	Subject teachers are recommended to provide additional study material, say research papers, journals, video links etc.	Additional study material is posted in google classroom.
3	More Practical tasks should be offered to	Practical aspects of subjects are already part of curriculum	No action taken required

	students so that they are ready for market.	and pool of certificate course are offered to the students. Hence no recommendations	
4	Please don't add intellectual subjects about morality like business ethics. instead pls let us join classes of subjects from other courses like data science etc and provide equivalent certification for it	Morality subjects are vital part of the curriculum as per new education policy, hence cannot be removed. For subjects like data science, DSDE provide pool of certificate courses. Hence no recommendations.	No action taken required
5	Should adopt more practical approach	Practical aspects of subjects to be included in teaching methodologies	Case study-based teaching methodologies are adopted in every course, and it is also included in evaluation of the also.

2.12 Master of Commerce

1. Relevance of Curriculum to programme				
	Very Good	Good	Satisfactory	Needs Improvement
SEM 1	25.53%	40.43%	21.28%	12.77%
SEM 2	33.96%	45.28%	39.62%	3.77%
SEM 3	53.49%	20.93%	16.28%	9.30%
SEM 4	59.02%	22.95%	8.20%	9.84%
Average	43.00%	32.40%	15.68%	8.92%
(Very Good + Good+ Satisfactory)	91.08%			

Curriculum and its relevance



As per the feedback taken from student it has been observed that **average 91.08%** gave a positive response towards **Relevance of Curriculum to programme**

2. Conceptual clarity and practical understanding from the curriculum				
	Very Good	Good	Satisfactory	Needs Improvement
SEM 1	23.40%	48.94%	17.02%	10.64%
SEM 2	26.42%	52.83%	18.87%	1.89%
SEM 3	53.49%	20.93%	13.95%	11.63%
SEM 4	57.38%	24.59%	8.20%	9.84%
Average	40.17%	36.82%	14.51%	8.50%
(Very Good + Good+ Satisfactory)	91.50%			

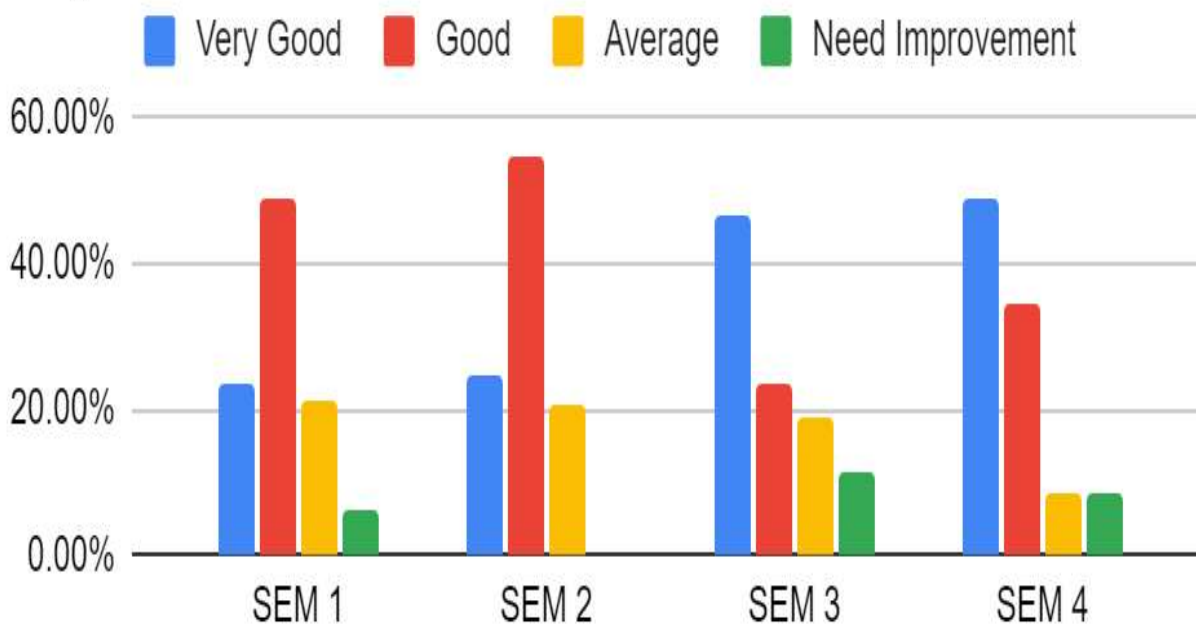
Conceptual clarity and practical understanding from the curriculum



As per the feedback taken from student it has been observed that **average 91.50%** gave a positive response towards **Conceptual clarity and practical understanding from the curriculum**

3. Sequence of the courses in the curriculum				
	Very Good	Good	Satisfactory	Needs Improvement
SEM 1	23.40%	48.94%	21.28%	6.38%
SEM 2	24.53%	54.72%	20.75%	0.00%
SEM 3	46.51%	23.26%	18.60%	11.63%
SEM 4	49.18%	34.43%	8.20%	8.20%
Average	35.91%	40.33%	17.21%	6.55%
(Very Good + Good+ Satisfactory)	93.45%			

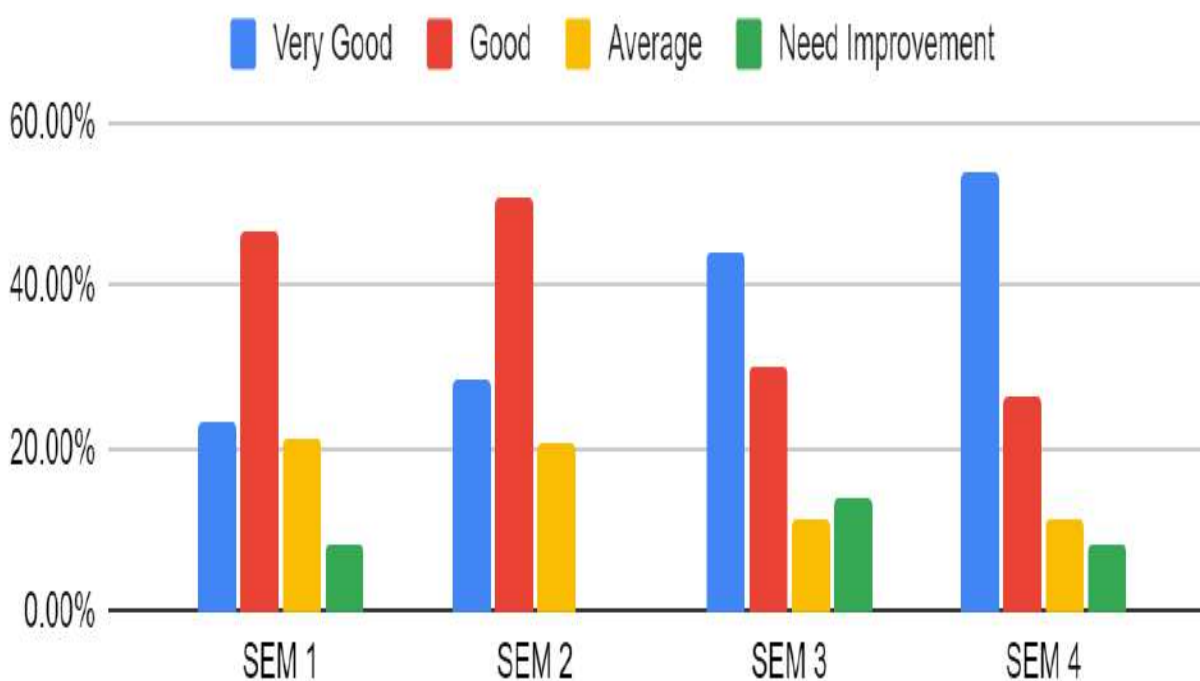
Sequence of the courses in the curriculum



As per the feedback taken from student it has been observed that **average 93.45%** gave a positive response towards **Sequence of the courses in the curriculum**

4. Electives offered in terms of their relevance to the specialization streams				
	Very Good	Good	Satisfactory	Needs Improvement
SEM 1	23.40%	46.81%	21.28%	8.51%
SEM 2	28.30%	50.94%	20.75%	0.00%
SEM 3	44.19%	30.23%	11.63%	13.95%
SEM 4	54.10%	26.23%	11.48%	8.20%
Average	37.50%	38.55%	16.28%	7.67%
(Very Good + Good + Satisfactory)	92.33%			

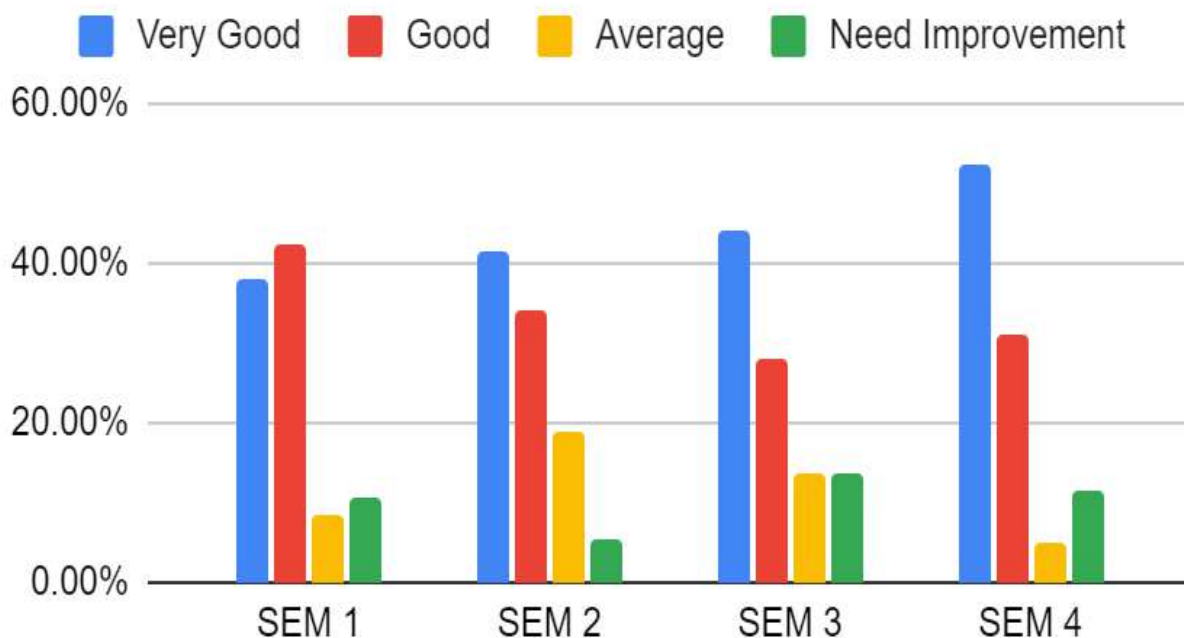
Electives offered in terms of their relevance to the specialization streams



As per the feedback taken from student it has been observed that **average 92.33%** gave a positive response towards **Electives offered in terms of their relevance to the specialization streams**

5. Availability of learning material in the library				
	Very Good	Good	Satisfactory	Needs Improvement
SEM 1	38.30%	42.55%	8.51%	10.64%
SEM 2	41.51%	33.96%	18.87%	5.66%
SEM 3	44.19%	27.91%	13.95%	13.95%
SEM 4	52.46%	31.15%	4.92%	11.48%
Average	44.11%	33.89%	11.56%	10.43%
(Very Good + Good+ Satisfactory)	89.57%			

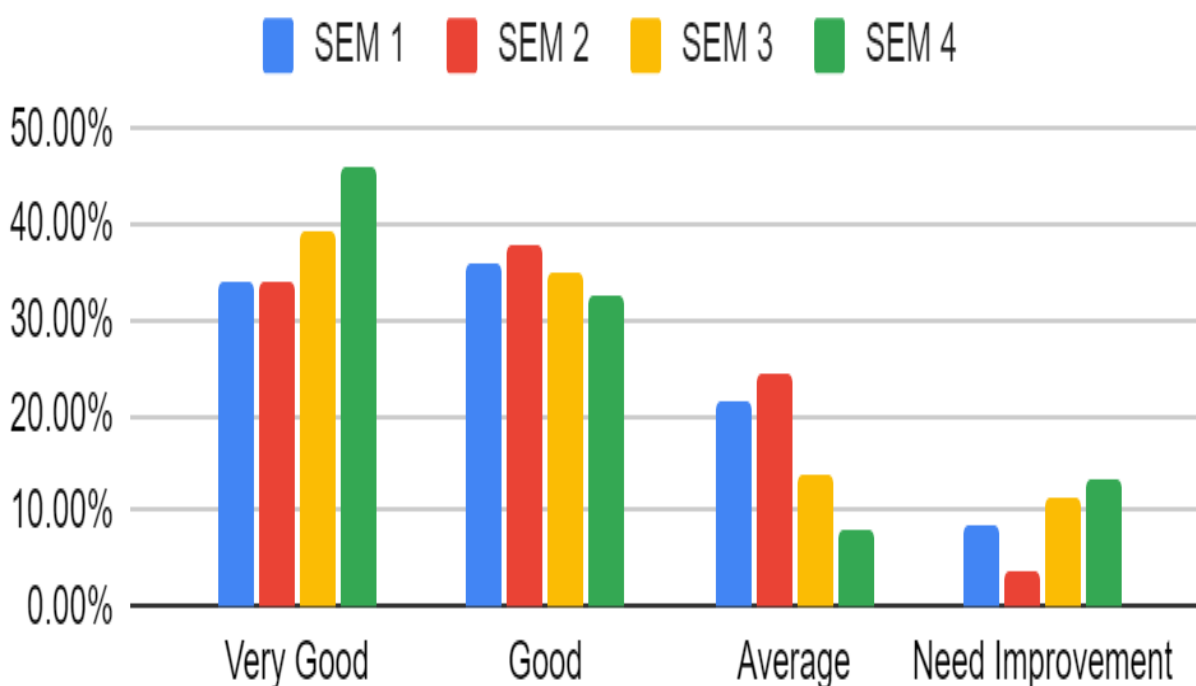
Availability of learning material in the library



As per the feedback taken from student it has been observed that **average 89.57%** gave a positive response towards **Availability of learning material in the library**

6. Skilling for employability offered by curriculum				
	Very Good	Good	Satisfactory	Needs Improvement
SEM 1	34.04%	36.17%	21.28%	8.51%
SEM 2	33.96%	37.74%	24.53%	3.77%
SEM 3	39.53%	34.88%	13.95%	11.63%
SEM 4	45.90%	32.79%	8.20%	13.11%
Average	38.36%	35.39%	16.99%	9.26%
(Very Good + Good+ Satisfactory)	90.74%			

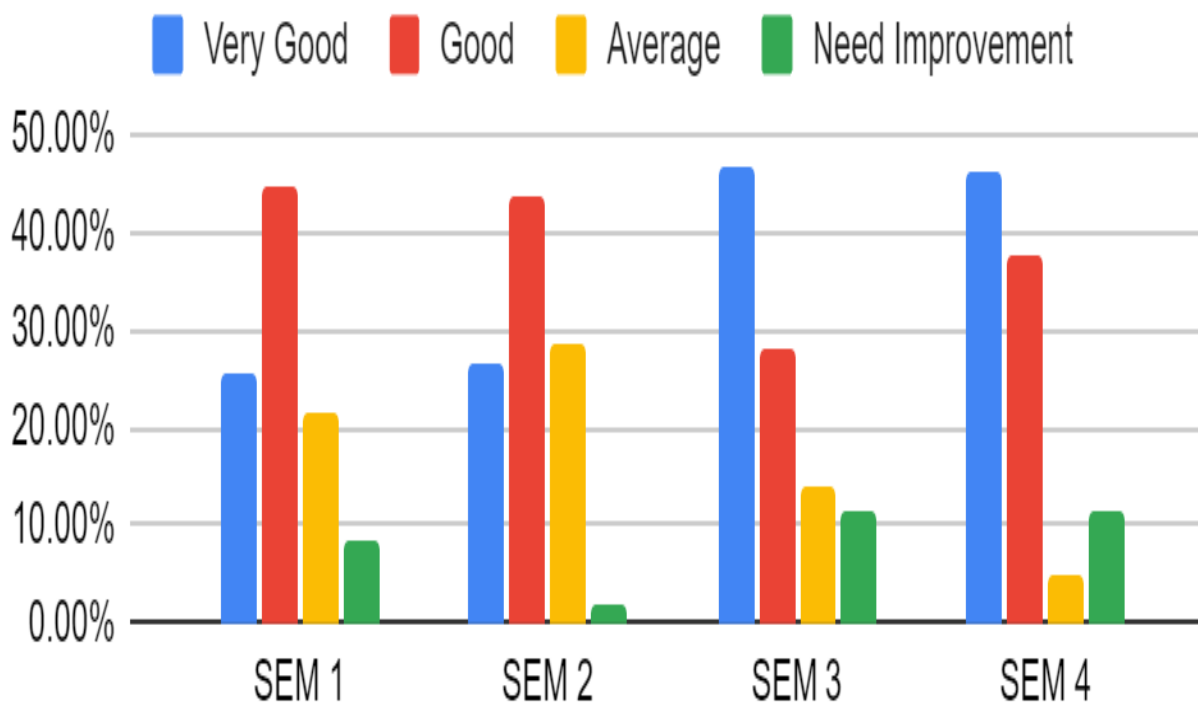
Skilling for employability offered by curriculum



As per the feedback taken from student it has been observed that **average 90.74%** gave a positive response towards **Skilling for employability offered by curriculum**

7. Consideration to Competitive age given in curriculum				
	Very Good	Good	Satisfactory	Needs Improvement
SEM 1	25.53%	44.68%	21.28%	8.51%
SEM 2	26.42%	43.40%	28.30%	1.89%
SEM 3	46.51%	27.91%	13.95%	11.63%
SEM 4	45.90%	37.70%	4.92%	11.48%
Average	36.09%	38.42%	17.11%	8.38%
(Very Good + Good+ Satisfactory)	91.62%			

Competitive edge in the market



As per the feedback taken from student it has been observed that **average 91.62%** gave a positive response towards **Consideration to Competitive age given in curriculum**

Master of Commerce

Suggestions, Recommendations and Action Taken

Sr No	Suggestions by Students	Recommendations by Autonomy Monitoring Committee	Action taken by coordinators
1	It is requested not to keep CA2 as projects	CA 2 will be project from the Academic Year 2023-24. Hence no recommendation.	No action taken required.

2.13 Master of Science in Biotechnology

1. Curriculum and its relevance				
	Very Good	Good	Satisfactory	Need improvement
Sem 1	21.05%	63.16%	15.79%	0.00%
Sem 2	36.84%	57.89%	5.26%	0.00%
Sem 3	40.00%	26.67%	30.00%	3.33%
Sem 4	35.29%	35.29%	23.53%	5.88%
Average	33.30%	45.75%	18.65%	2.30%
(Very Good + Good+ Satisfactory)	97.70%			

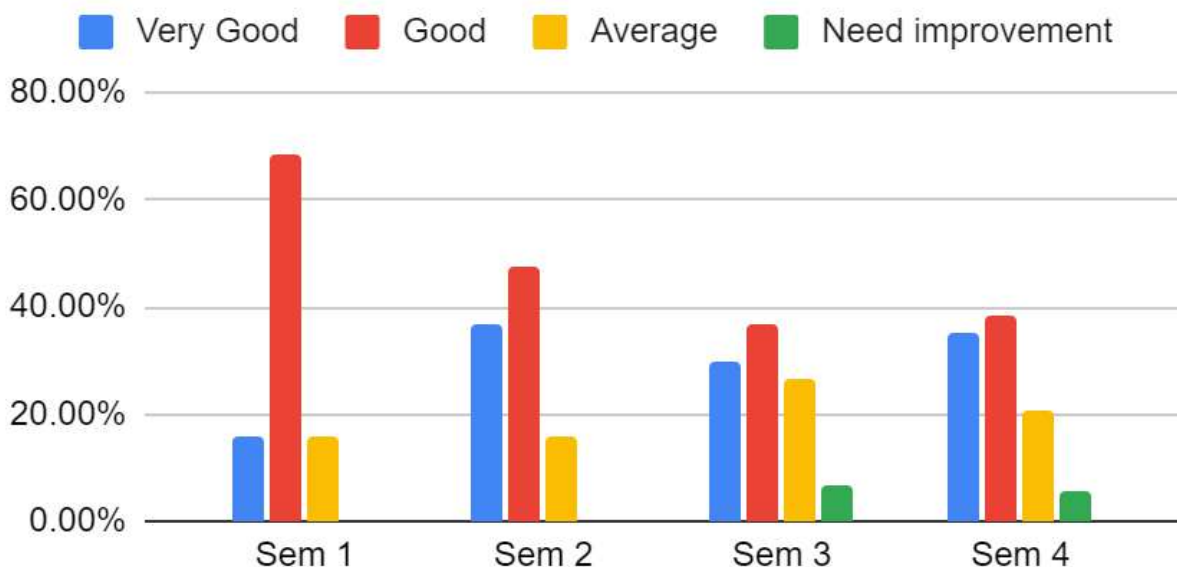
Curriculum and its relevance



As per the feedback taken from student it has been observed that **average 97.70%** gave a positive response towards **Curriculum and its relevance**

2. Conceptual clarity and practical understanding from the curriculum				
	Very Good	Good	Satisfactory	Need improvement
Sem 1	15.79%	68.42%	15.79%	0.00%
Sem 2	36.84%	47.37%	15.79%	0.00%
Sem 3	30.00%	36.67%	26.67%	6.67%
Sem 4	35.29%	38.24%	20.59%	5.88%
Average	29.48%	47.67%	19.71%	3.14%
(Very Good + Good+ Satisfactory)	96.86%			

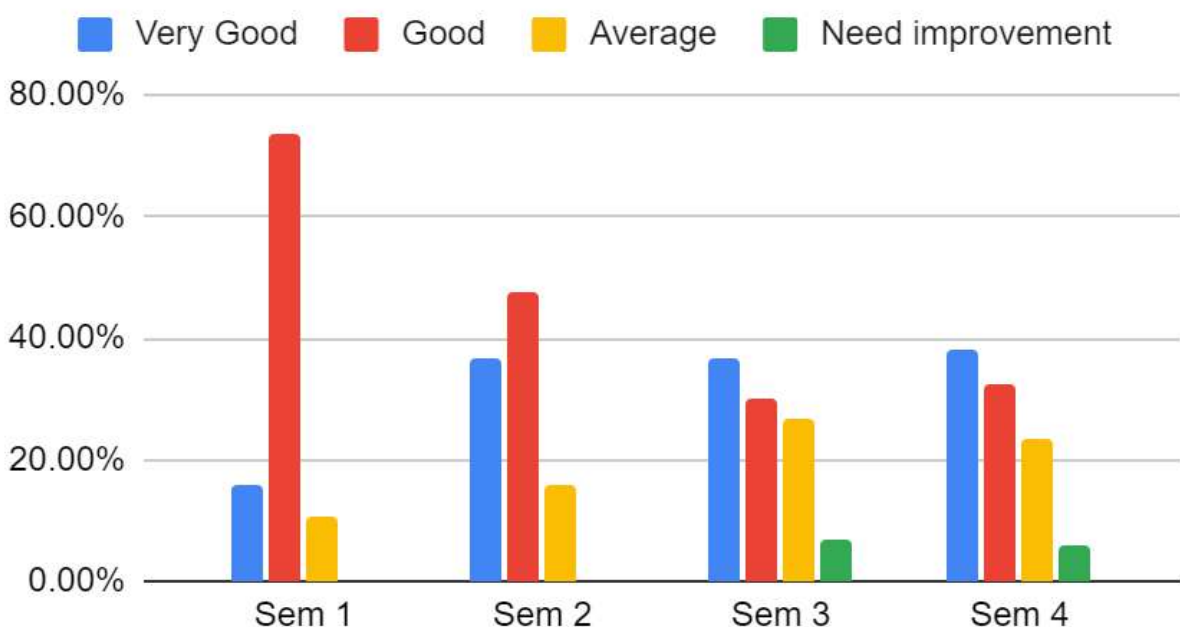
Conceptual clarity and practical understanding from the curriculum



As per the feedback taken from student it has been observed that **average 96.86%** gave a positive response towards **Conceptual clarity and practical understanding from the curriculum**

3. Sequence of the courses in the curriculum				
	Very Good	Good	Satisfactory	Need improvement
Sem 1	15.79%	73.68%	10.53%	0.00%
Sem 2	36.84%	47.37%	15.79%	0.00%
Sem 3	36.67%	30.00%	26.67%	6.67%
Sem 4	38.24%	32.35%	23.53%	5.88%
Average	31.88%	45.85%	19.13%	3.14%
(Very Good + Good+ Satisfactory)	96.86%			

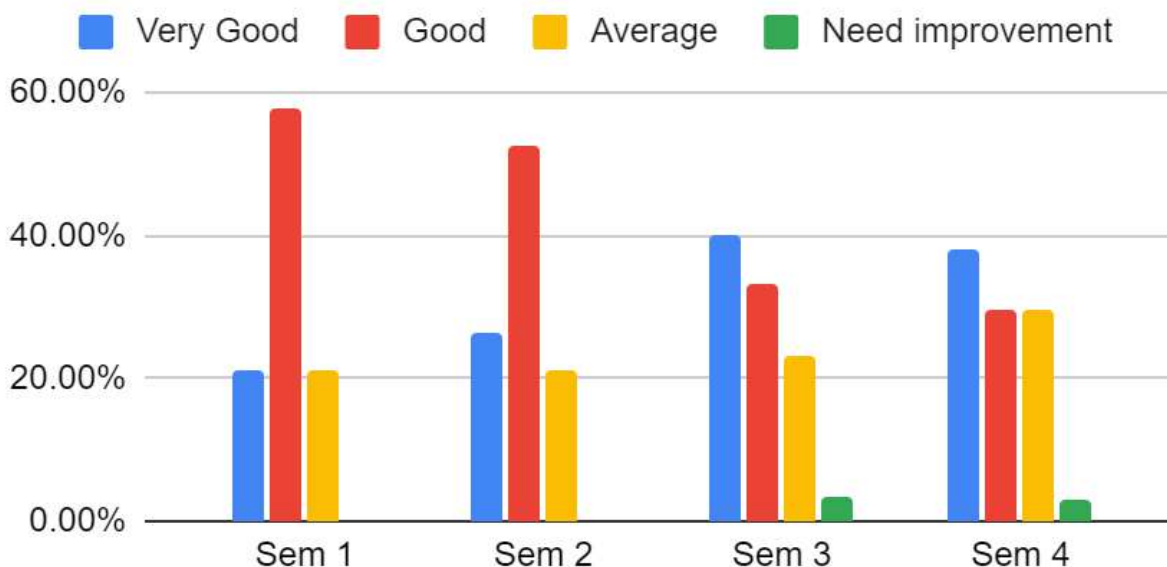
Sequence of the courses in the curriculum



As per the feedback taken from student it has been observed that **average 96.86%** gave a positive response towards **Sequence of the courses in the curriculum**

4. Electives offered in terms of their relevance to the specialization streams				
	Very Good	Good	Satisfactory	Need improvement
Sem 1	21.05%	57.89%	21.05%	0.00%
Sem 2	26.32%	52.63%	21.05%	0.00%
Sem 3	40.00%	33.33%	23.33%	3.33%
Sem 4	38.24%	29.41%	29.41%	2.94%
Average	31.40%	43.32%	23.71%	1.57%
(Very Good + Good+ Satisfactory)	98.43%			

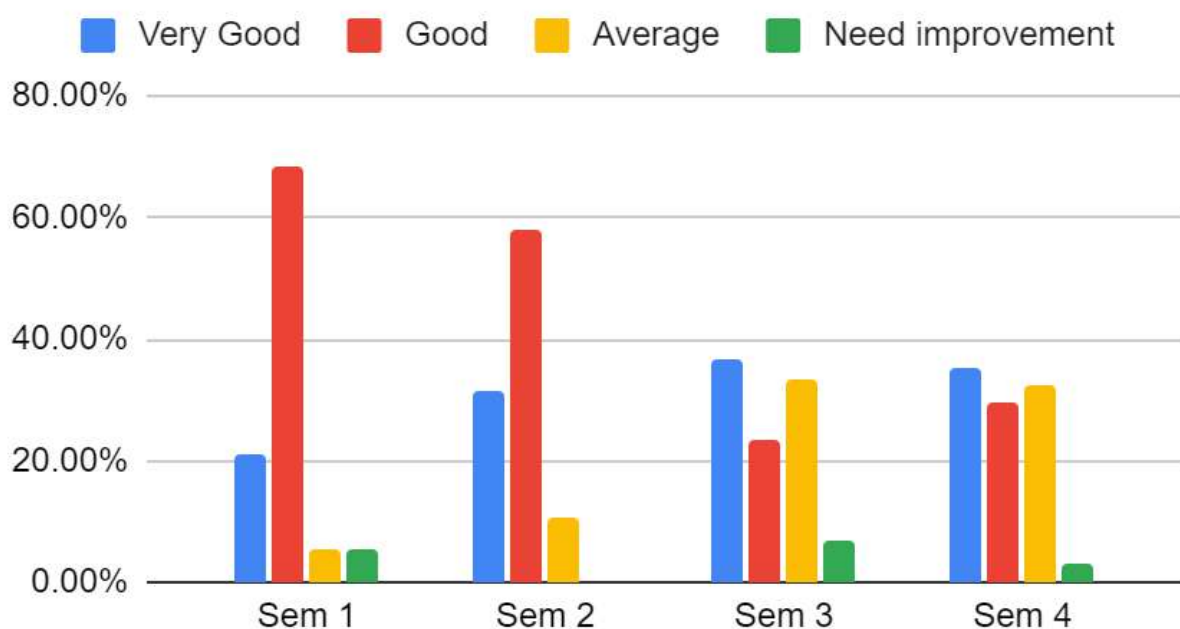
Electives offered in terms of their relevance to the specialization streams



As per the feedback taken from student it has been observed that **average 98.43%** gave a positive response towards **Electives offered in terms of their relevance to the specialization streams**

5. Availability of learning material in the library				
	Very Good	Good	Satisfactory	Need improvement
Sem 1	21.05%	68.42%	5.26%	5.26%
Sem 2	31.58%	57.89%	10.53%	0.00%
Sem 3	36.67%	23.33%	33.33%	6.67%
Sem 4	35.29%	29.41%	32.35%	2.94%
Average	31.15%	44.77%	20.37%	3.72%
(Very Good + Good+ Satisfactory)	96.28%			

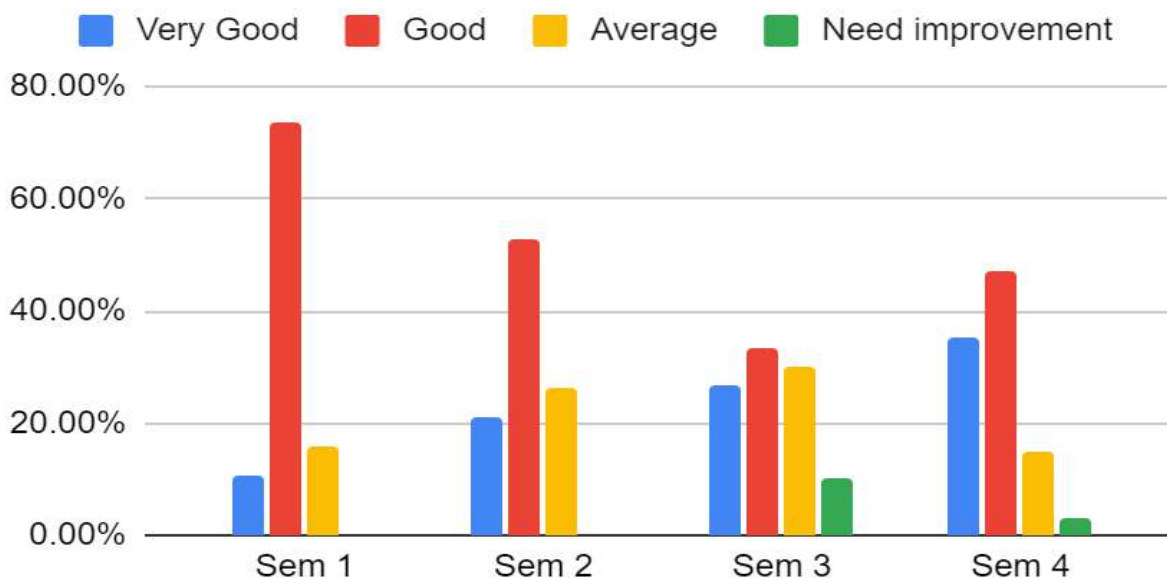
Availability of learning material in the library



As per the feedback taken from student it has been observed that **average 96.28%** gave a positive response towards **Availability of learning material in the library**

6. Skilling for employability offered by curriculum				
	Very Good	Good	Satisfactory	Need improvement
Sem 1	10.53%	73.68%	15.79%	0.00%
Sem 2	21.05%	52.63%	26.32%	0.00%
Sem 3	26.67%	33.33%	30.00%	10.00%
Sem 4	35.29%	47.06%	14.71%	2.94%
Average	23.38%	51.68%	21.70%	3.24%
(Very Good + Good+ Satisfactory)	96.76%			

Skilling for employability offered by curriculum



As per the feedback taken from student it has been observed that **average 96.76%** gave a positive response towards **Skilling for employability offered by curriculum**

7. Consideration to Competitive age given in curriculum				
	Very Good	Good	Satisfactory	Need improvement
Sem 1	10.53%	68.42%	21.05%	0.00%
Sem 2	21.05%	68.42%	10.53%	0.00%
Sem 3	30.00%	26.67%	40.00%	3.33%
Sem 4	32.35%	38.24%	26.47%	2.94%
Average	23.48%	50.44%	24.51%	1.57%
(Very Good + Good+ Satisfactory)	98.43%			

Competitive edge in the market



As per the feedback taken from student it has been observed that **average 98.43%** gave a positive response towards **Consideration to Competitive age given in curriculum**

Master of Science in Biotechnology

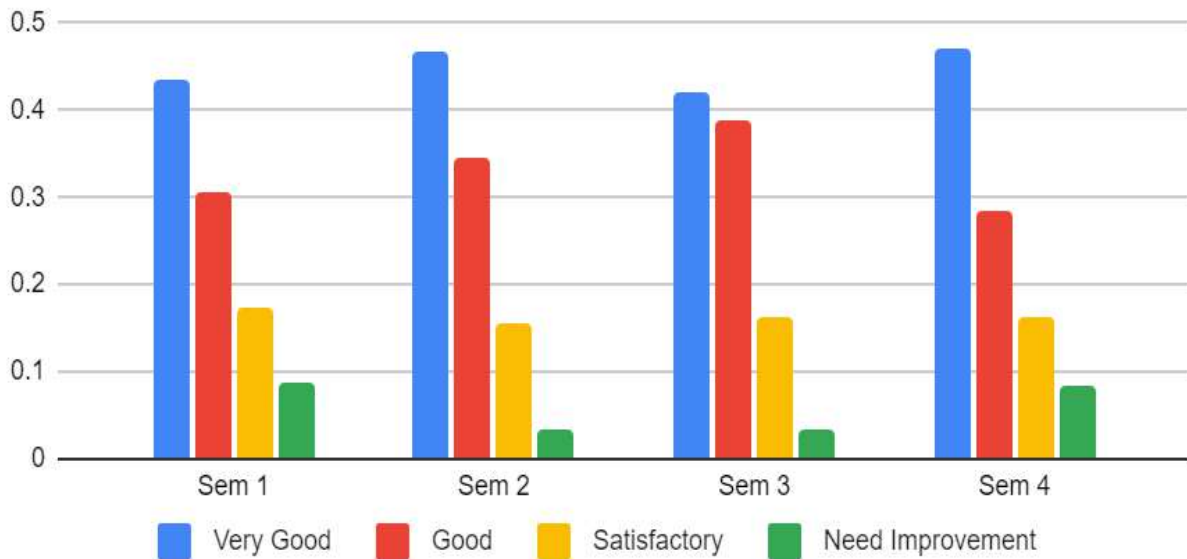
Suggestions, Recommendations and Action Taken

Sr No	Suggestions by Students	Recommendations by Autonomy Monitoring Committee	Action taken by coordinators
1	It'll be more helpful if students are provided with training that'll help them with technical (Biotech) as well as representative ability (pre placement training). If this is provided from the beginning students will learn to represent themselves better and it'll be a major help in the end sem placements.	Placement cell is already organizing sessions that helps students in ability enhancement to face industry challenges. Hence no recommendations	No action taken required
2	It'll be helpful if the biotechnology department was made to learn management and representative skills as well, because later in placements everyone needs those skills to be able to either enter in research/management fields. Therefore I'd Suggest initiative must be taken for the last academic year to get students ready with their presentation skills with training compulsory for everyone.	As per new education policy subjects essential for representative skills are incorporated in the curriculum. Hence no recommendations	No action taken required

2.14 M.Sc. Information Technology

1. Relevance of Curriculum to programme				
	Very Good	Good	Satisfactory	Needs Improvement
Sem 1	43.48%	30.43%	17.39%	8.70%
Sem 2	46.88%	34.38%	15.63%	3.13%
Sem 3	41.94%	38.71%	16.13%	3.23%
Sem 4	46.94%	28.57%	16.33%	8.16%
Average	44.81%	33.02%	16.37%	5.80%
(Very Good + Good+ Satisfactory)	94.20%			

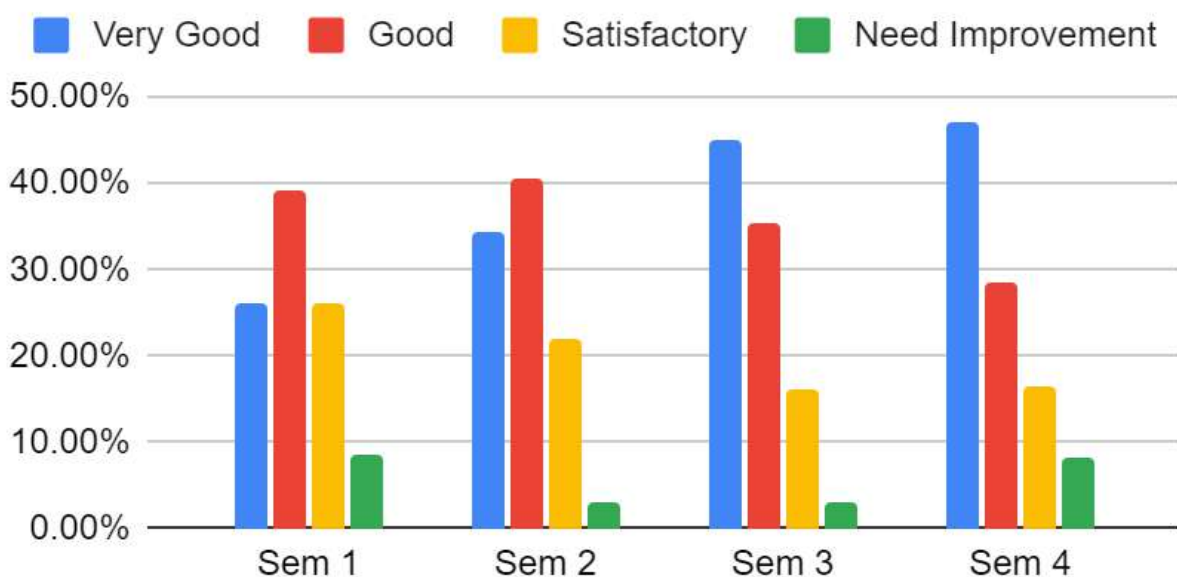
Q1. Curriculum and its relevance



As per the feedback taken from student it has been observed that **average 94.20%** gave a positive response towards **Relevance of Curriculum to programme**

2. Conceptual clarity and practical understanding from the curriculum				
	Very Good	Good	Satisfactory	Needs Improvement
Sem 1	26.09%	39.13%	26.09%	8.70%
Sem 2	34.38%	40.63%	21.88%	3.13%
Sem 3	45.16%	35.48%	16.13%	3.23%
Sem 4	46.94%	28.57%	16.33%	8.16%
Average	38.14%	35.95%	20.10%	5.80%
(Very Good + Good+ Satisfactory)	94.20%			

Conceptual clarity and practical understanding from the curriculum



As per the feedback taken from student it has been observed that **average 94.20%** gave a positive response towards **Conceptual clarity and practical understanding from the curriculum**

3. Sequence of the courses in the curriculum				
	Very Good	Good	Satisfactory	Needs Improvement
Sem 1	39.13%	43.48%	4.35%	13.04%
Sem 2	37.50%	40.63%	18.75%	3.13%
Sem 3	41.94%	38.71%	16.13%	3.23%
Sem 4	44.90%	28.57%	18.37%	8.16%
Average	40.87%	37.85%	14.40%	6.89%
(Very Good + Good+ Satisfactory)	93.11%			

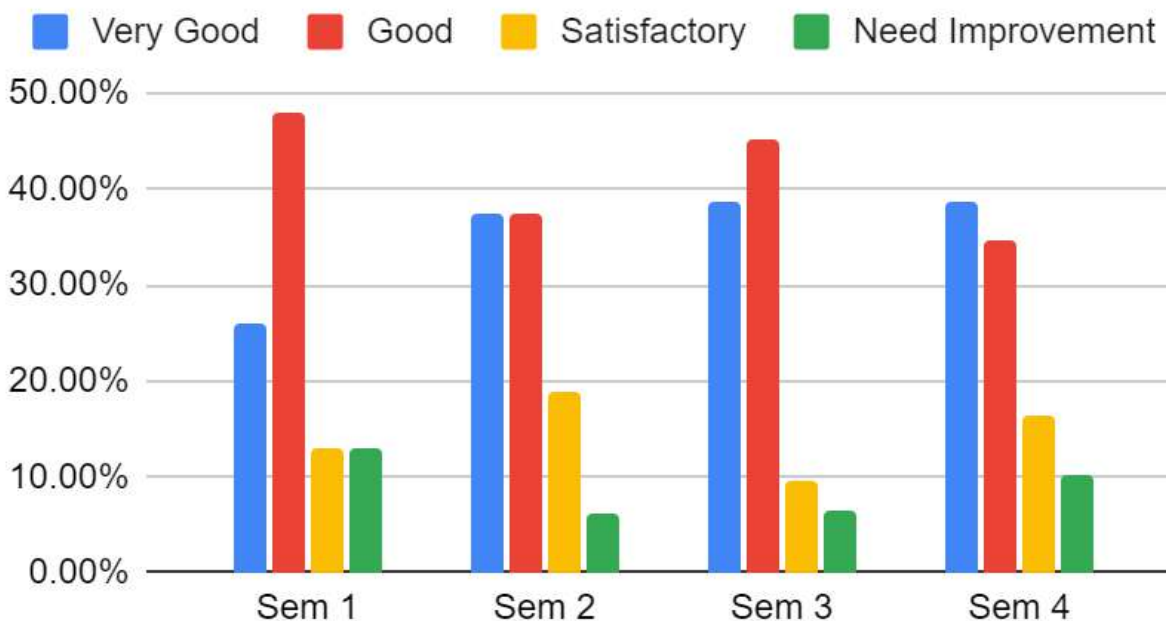
Sequence of the courses in the curriculum



As per the feedback taken from student it has been observed that **average 93.11%** gave a positive response towards **Sequence of the courses in the curriculum**

4. Electives offered in terms of their relevance to the specialization streams				
	Very Good	Good	Satisfactory	Needs Improvement
Sem 1	26.09%	47.83%	13.04%	13.04%
Sem 2	37.50%	37.50%	18.75%	6.25%
Sem 3	38.71%	45.16%	9.68%	6.45%
Sem 4	38.78%	34.69%	16.33%	10.20%
Average	35.27%	41.30%	14.45%	8.99%
(Very Good + Good+ Satisfactory)	91.01%			

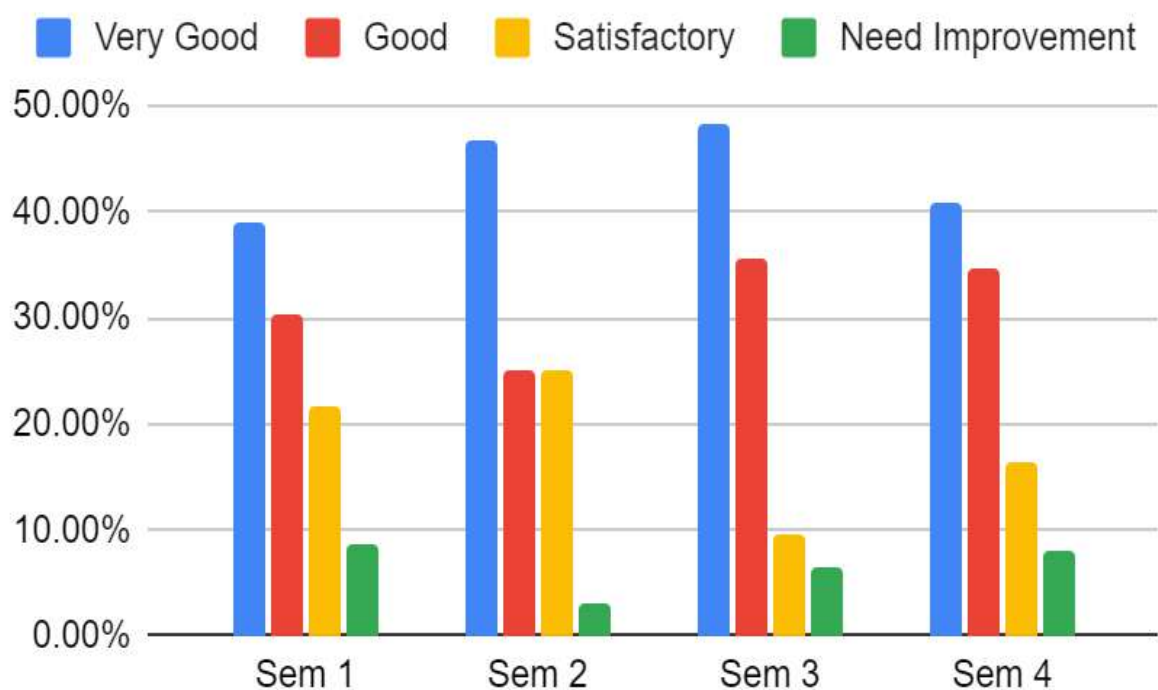
Electives offered in terms of their relevanc...



As per the feedback taken from student it has been observed that **average 91.01%** gave a positive response towards **Sequence of the courses in the curriculum**

5. Availability of learning material in the library				
	Very Good	Good	Satisfactory	Needs Improvement
Sem 1	39.13%	30.43%	21.74%	8.70%
Sem 2	46.88%	25.00%	25.00%	3.13%
Sem 3	48.39%	35.48%	9.68%	6.45%
Sem 4	40.82%	34.69%	16.33%	8.16%
Average	43.80%	31.40%	18.19%	6.61%
(Very Good + Good+ Satisfactory)	93.39%			

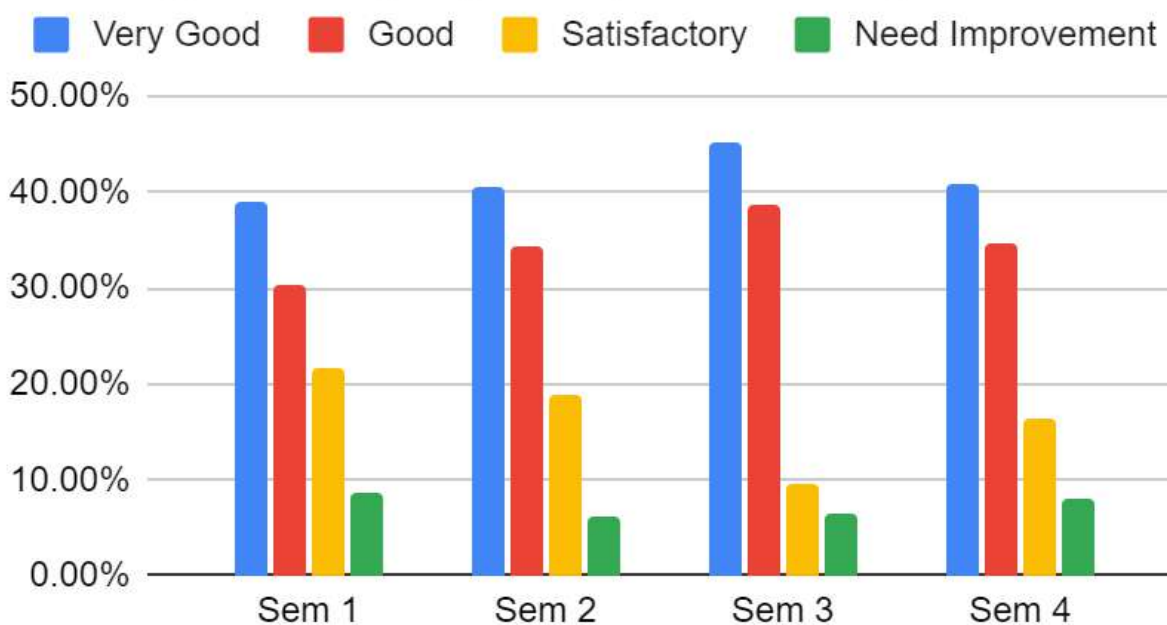
Availability of learning material in the library



As per the feedback taken from student it has been observed that **average 93.39%** gave a positive response towards **Sequence of the courses in the curriculum**

6. Skilling for employability offered by curriculum				
	Very Good	Good	Satisfactory	Needs Improvement
Sem 1	39.13%	30.43%	21.74%	8.70%
Sem 2	40.63%	34.38%	18.75%	6.25%
Sem 3	45.16%	38.71%	9.68%	6.45%
Sem 4	40.82%	34.69%	16.33%	8.16%
Average	41.43%	34.55%	16.62%	7.39%
(Very Good + Good+ Satisfactory)	92.61%			

Skilling for employability offered by curricu...



As per the feedback taken from student it has been observed that **average 92.61%** gave a positive response towards **Sequence of the courses in the curriculum**

7. Consideration to Competitive age given in curriculum				
	Very Good	Good	Satisfactory	Needs Improvement
Sem 1	26.09%	39.13%	26.09%	8.70%
Sem 2	28.13%	53.13%	12.50%	6.25%
Sem 3	35.48%	45.16%	12.90%	6.45%
Sem 4	38.78%	34.69%	18.37%	8.16%
Average	32.12%	43.03%	17.46%	7.39%
(Very Good + Good+ Satisfactory)	92.61%			

Competitive edge in the market



As per the feedback taken from student it has been observed that **average 92.61%** gave a positive response towards **Consideration to Competitive age given in curriculum**

M.Sc. Information Technology

Suggestions, Recommendations and Action Taken

Sr No	Suggestions by Students	Recommendations by Autonomy Monitoring Committee	Action taken by coordinators
1	No suggestions		

2.15 Master of Arts in Mass Communication & Journalism (M.A. M.C.J.)

1. Curriculum and its relevance				
	Very Good	Good	Satisfactory	Need improvement
Sem 1	Sem 1	33.33%	50.00%	16.67%
Sem 2	Sem 2	72.73%	9.09%	9.09%
Sem 3	Sem 3	20.00%	20.00%	60.00%
Sem 4	Sem 4	26.67%	46.67%	26.67%
Average	38.18%	31.44%	28.11%	2.27%
(Very Good + Good+ Satisfactory)	97.73%			

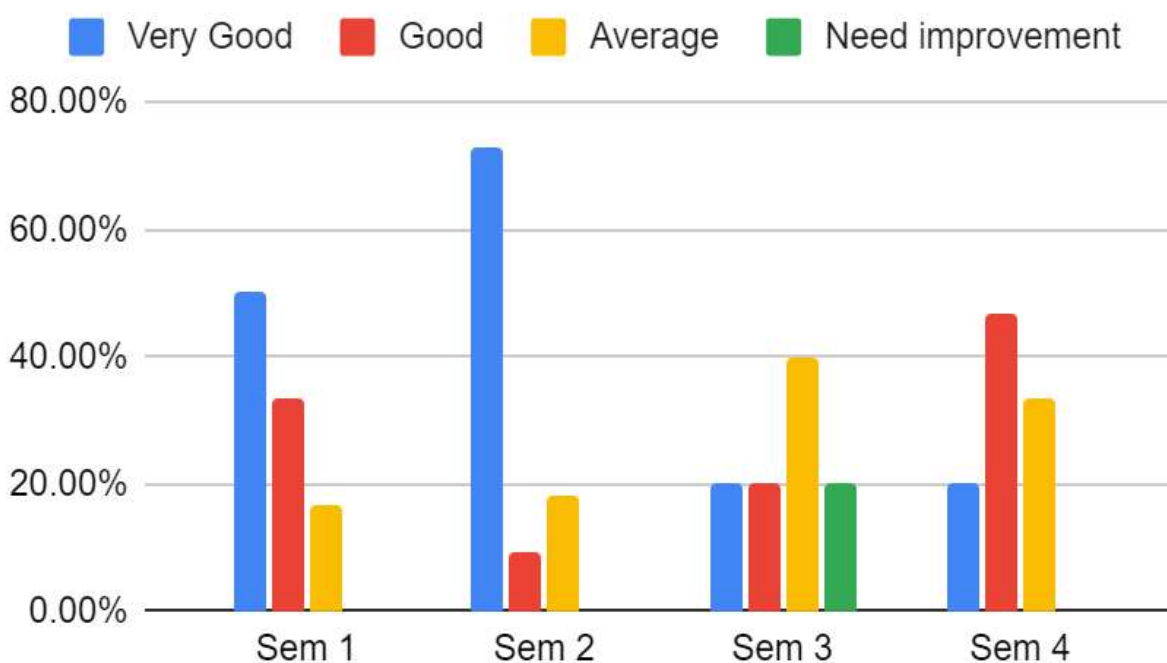
Curriculum and its relevance



As per the feedback taken from student it has been observed that **average 97.73%** gave a positive response towards **Curriculum and its relevance**

2. Conceptual clarity and practical understanding from the curriculum				
	Very Good	Good	Satisfactory	Need improvement
Sem 1	50.00%	33.33%	16.67%	0.00%
Sem 2	72.73%	9.09%	18.18%	0.00%
Sem 3	20.00%	20.00%	40.00%	20.00%
Sem 4	20.00%	46.67%	33.33%	0.00%
Average	40.68%	27.27%	27.05%	5.00%
(Very Good + Good+ Satisfactory)	95.00%			

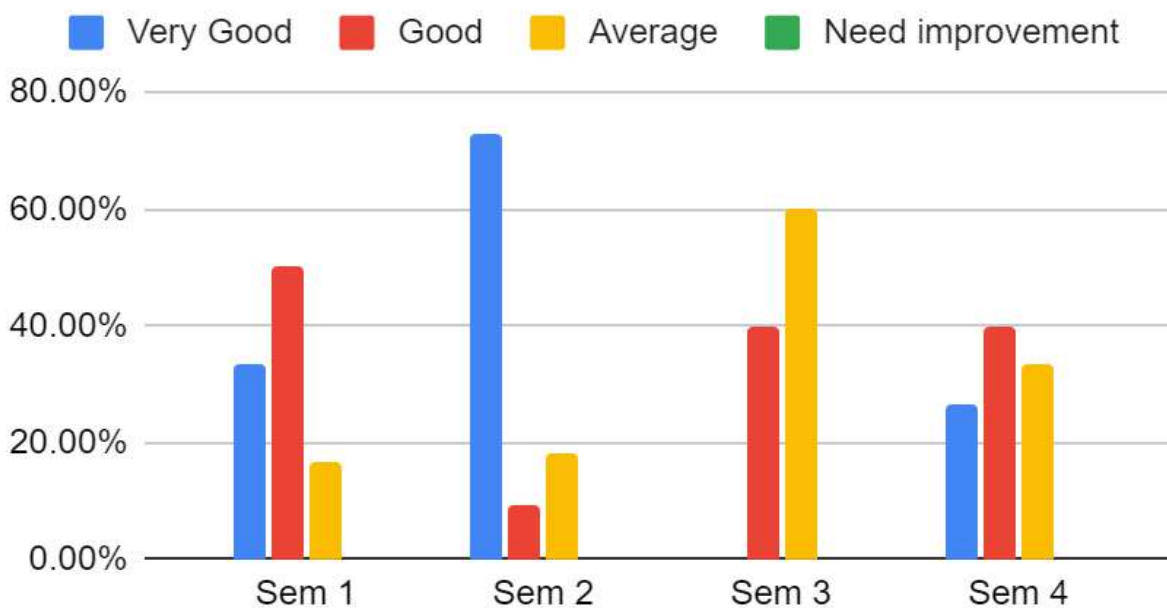
Conceptual clarity and practical understand...



As per the feedback taken from student it has been observed that **average 67.95%** gave a positive response towards **Conceptual clarity and practical understanding from the curriculum**

3. Sequence of the courses in the curriculum				
	Very Good	Good	Satisfactory	Need improvement
Sem 1	33.33%	50.00%	16.67%	0.00%
Sem 2	72.73%	9.09%	18.18%	0.00%
Sem 3	0.00%	40.00%	60.00%	0.00%
Sem 4	26.67%	40.00%	33.33%	0.00%
Average	33.18%	34.77%	32.05%	0.00%
(Very Good + Good+ Satisfactory)	100.00%			

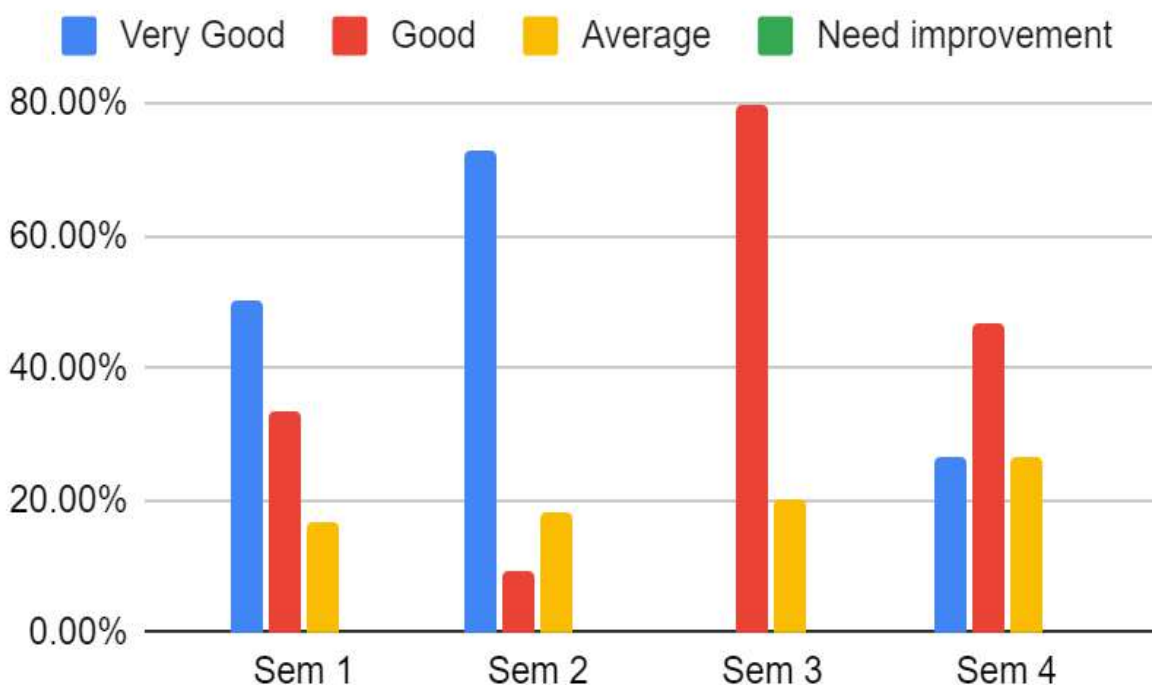
Sequence of the courses in the curriculum



As per the feedback taken from student it has been observed that **average 100.00%** gave a positive response towards **Sequence of the courses in the curriculum**

4. Electives offered in terms of their relevance to the specialization streams				
	Very Good	Good	Satisfactory	Need improvement
Sem 1	50.00%	33.33%	16.67%	0.00%
Sem 2	72.73%	9.09%	18.18%	0.00%
Sem 3	0.00%	80.00%	20.00%	0.00%
Sem 4	26.67%	46.67%	26.67%	0.00%
Average	37.35%	42.27%	20.38%	0.00%
(Very Good + Good+ Satisfactory)	100.00%			

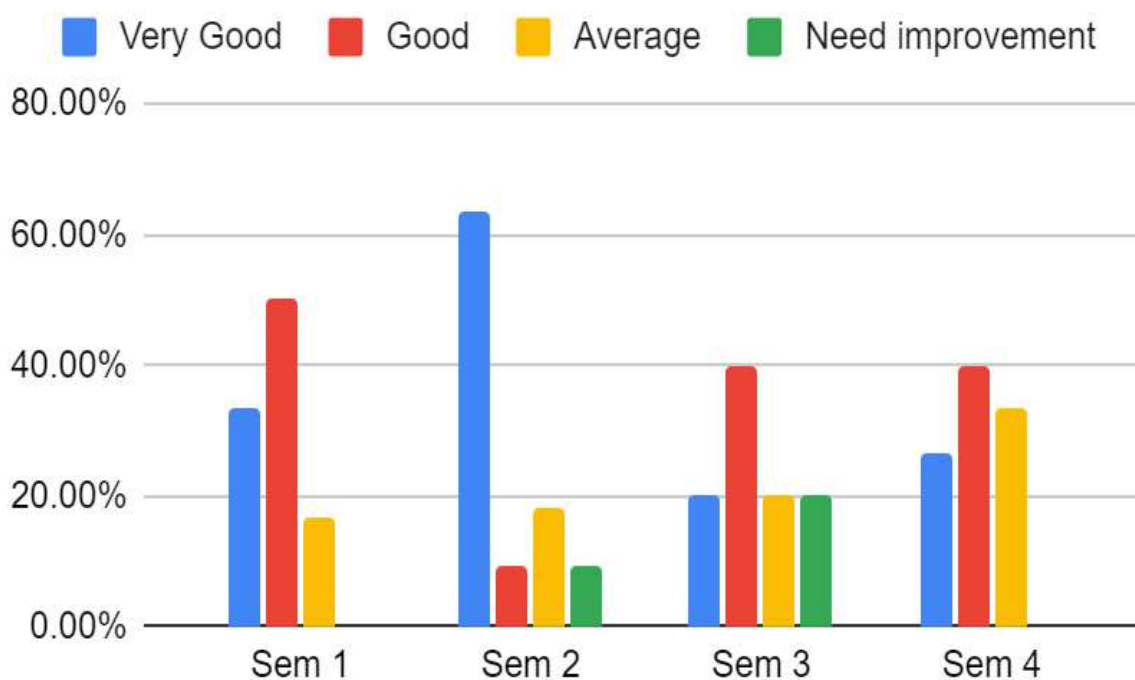
Electives offered in terms of their relevanc...



As per the feedback taken from student it has been observed that **average 100.00%** gave a positive response towards **Electives offered in terms of their relevance to the specialization streams**

5. Availability of learning material in the library				
	Very Good	Good	Satisfactory	Need improvement
Sem 1	33.33%	50.00%	16.67%	0.00%
Sem 2	63.64%	9.09%	18.18%	9.09%
Sem 3	20.00%	40.00%	20.00%	20.00%
Sem 4	26.67%	40.00%	33.33%	0.00%
Average	35.91%	34.77%	22.05%	7.27%
(Very Good + Good+ Satisfactory)	92.73%			

Availability of learning material in the library



As per the feedback taken from student it has been observed that **average 92.73%** gave a positive response towards **Availability of learning material in the library**

6. Skilling for employability offered by curriculum				
	Very Good	Good	Satisfactory	Need improvement
Sem 1	50.00%	33.33%	16.67%	0.00%
Sem 2	54.55%	27.27%	18.18%	0.00%
Sem 3	20.00%	20.00%	40.00%	20.00%
Sem 4	20.00%	33.33%	33.33%	13.33%
Average	36.14%	28.48%	27.05%	8.33%
(Very Good + Good+ Satisfactory)	91.67%			

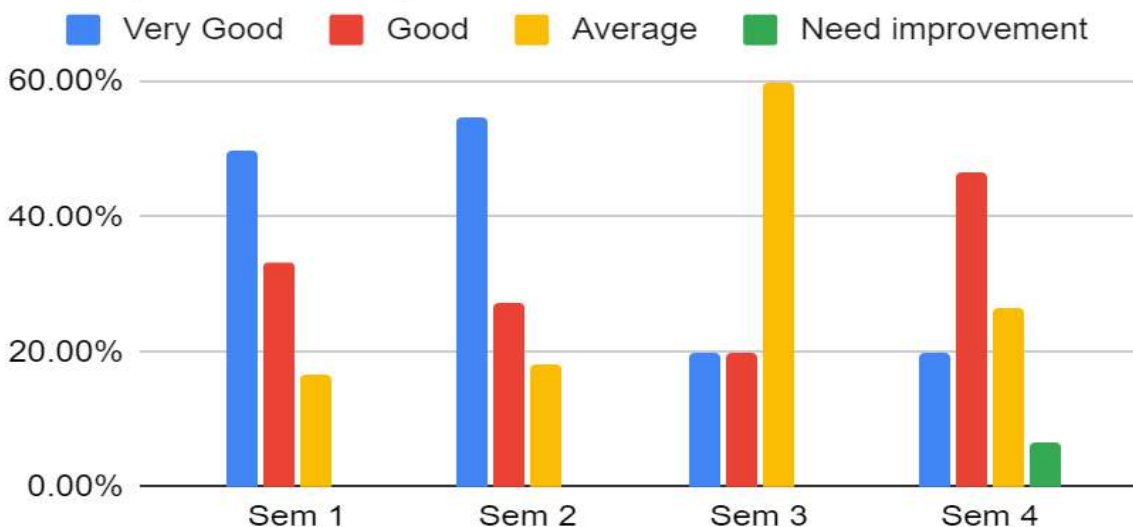
Skilling for employability offered by curricul...



As per the feedback taken from student it has been observed that **average 91.67%** gave a positive response towards **Skilling for employability offered by curriculum**

7. Consideration to Competitive age given in curriculum				
	Very Good	Good	Satisfactory	Need improvement
Sem 1	50.00%	33.33%	16.67%	0.00%
Sem 2	54.55%	27.27%	18.18%	0.00%
Sem 3	20.00%	20.00%	60.00%	0.00%
Sem 4	20.00%	46.67%	26.67%	6.67%
Average	36.14%	31.82%	30.38%	1.67%
(Very Good + Good+ Satisfactory)	98.33%			

Competitive edge in the market



As per the feedback taken from student it has been observed that **average 98.33%** gave a positive response towards **Consideration to Competitive age given in curriculum**

Master of Arts in Mass Communication & Journalism (M.A. M.C.J.)

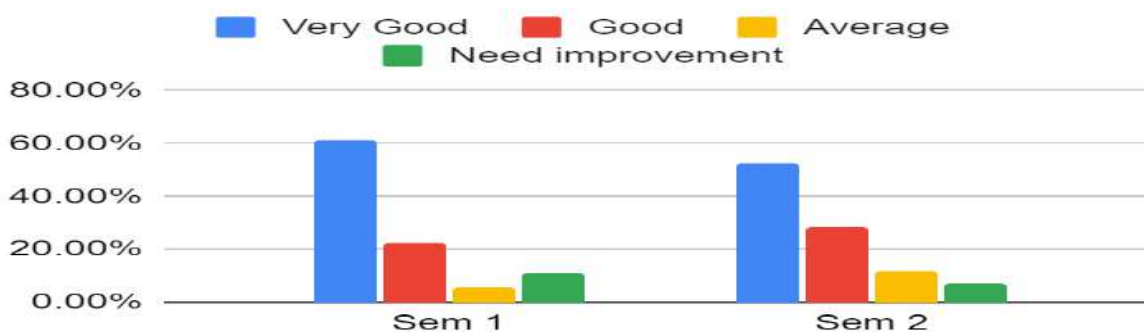
Suggestions, Recommendations and Action Taken

Sr No	Suggestions by Students	Recommendations by Autonomy Monitoring Committee	Action taken by coordinators
1	The course can be more practically taught in class just like it happens in the industry	Practical aspects of subjects to be included in teaching methodologies	Case study-based teaching methodologies are adopted in every course, and it is also included in evaluation of the also.
2	Advice Provide Curriculum Program For Working Professional	Working professionals are to be invited as a guest lecturer	Guest lecturer are invited for some practical subjects

2.16 M.Sc. Data Analytics

1. Relevance of Curriculum to programme				
	Very Good	Good	Satisfactory	Needs Improvement
Sem 1	61.11%	22.22%	5.56%	11.11%
Sem 2	52.38%	28.57%	11.90%	7.14%
Average	56.75%	25.40%	8.73%	9.13%
(Very Good + Good+ Satisfactory)	90.87%			

Curriculum and its relevance



As per the feedback taken from students it has been observed that **average 90.87%** gave a positive response towards **Relevance of Curriculum to programme**.

2. Conceptual clarity and practical understanding from the curriculum				
	Very Good	Good	Satisfactory	Needs Improvement
Sem 1	52.78%	30.56%	5.56%	11.11%
Sem 2	47.62%	33.33%	9.52%	9.52%
Average	47.62%	33.33%	9.52%	9.52%
(Very Good + Good+ Satisfactory)	90.48%			

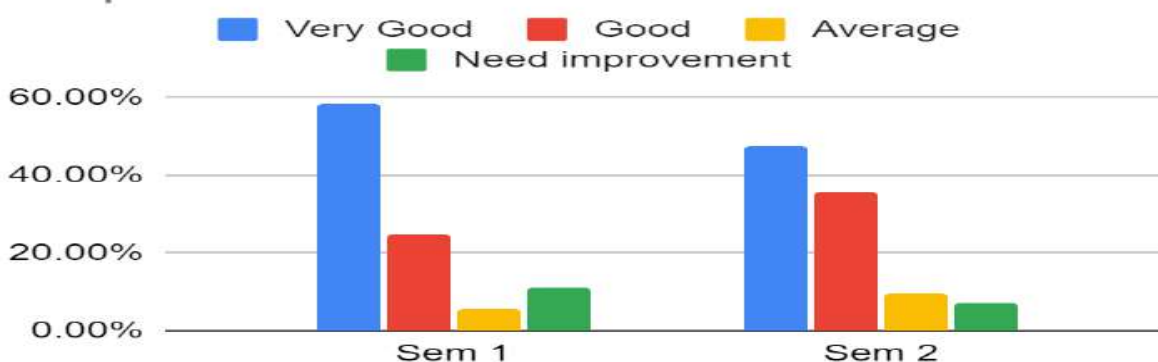
Conceptual clarity and practical understanding from the curriculum



As per the feedback taken from students it has been observed that **average 82.14%** gave a positive response towards **Conceptual clarity and practical understanding from the curriculum**.

3. Sequence of the courses in the curriculum				
	Very Good	Good	Satisfactory	Needs Improvement
Sem 1	58.33%	25.00%	5.56%	11.11%
Sem 2	47.62%	35.71%	9.52%	7.14%
Average	52.98%	30.36%	7.54%	9.13%
(Very Good + Good+ Satisfactory)	90.87%			

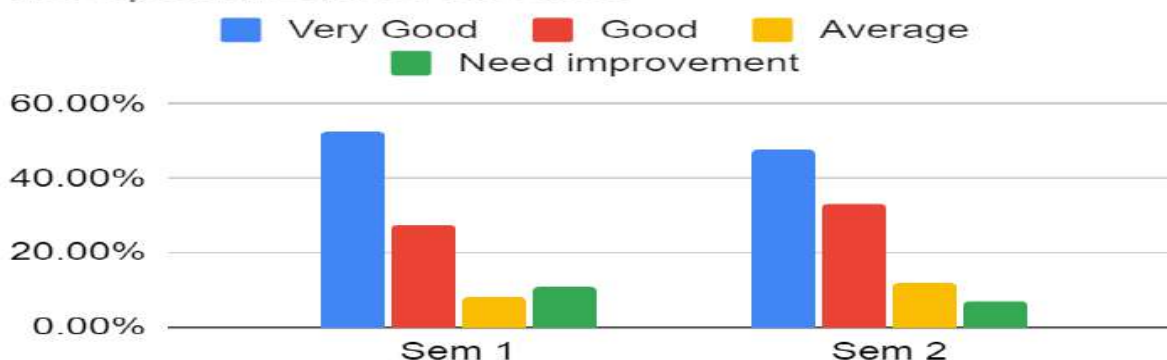
Sequence of the courses in the curriculum



As per the feedback taken from student it has been observed that **average 90.87%** gave a positive response towards **Sequence of the courses in the curriculum**

4. Electives offered in terms of their relevance to the specialization streams				
	Very Good	Good	Satisfactory	Needs Improvement
Sem 1	52.78%	27.78%	8.33%	11.11%
Sem 2	47.62%	33.33%	11.90%	7.14%
Average	50.20%	30.56%	10.12%	9.13%
(Very Good + Good+ Satisfactory)	90.87%			

Electives offered in terms of their relevance to the specialization streams



As per the feedback taken from student it has been observed that **average 90.87%** gave a positive response towards **Electives offered in terms of their relevance to the specialization streams**

5. Availability of learning material in the library				
	Very Good	Good	Satisfactory	Needs Improvement
Sem 1	38.89%	25.00%	22.22%	13.89%
Sem 2	35.71%	26.19%	23.81%	14.29%
Average	37.30%	25.60%	23.02%	14.09%
(Very Good + Good+ Satisfactory)	85.91%			

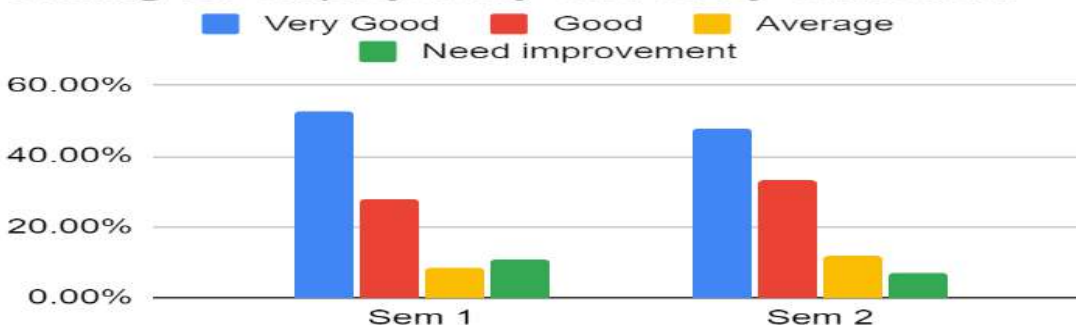
Availability of learning material in the library



As per the feedback taken from students it has been observed that **average 85.91%** gave a positive response towards. **Availability of learning material in the library.**

6. Skilling for employability offered by curriculum				
	Very Good	Good	Satisfactory	Needs Improvement
Sem 1	61.11%	22.22%	5.56%	11.11%
Sem 2	47.62%	38.10%	7.14%	7.14%
Average	44.05%	35.71%	11.11%	9.13%
(Very Good + Good+ Satisfactory)	90.87%			

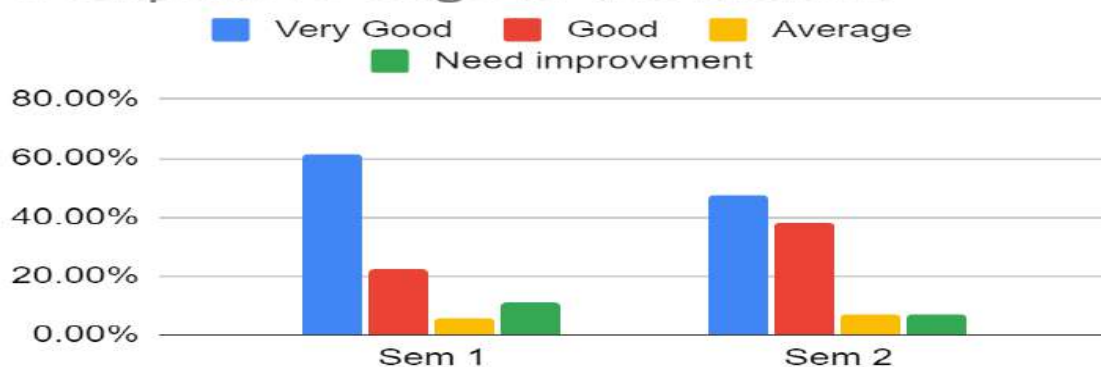
Skilling for employability offered by curriculum



As per the feedback taken from student it has been observed that **average 90.87%** gave a positive response towards **Skilling for employability offered by curriculum**

7. Consideration to Competitive age given in curriculum				
	Very Good	Good	Satisfactory	Needs Improvement
Sem 1	61.11%	22.22%	5.56%	11.11%
Sem 2	47.62%	38.10%	7.14%	7.14%
Average	54.37%	30.16%	6.35%	9.13%
(Very Good + Good+ Satisfactory)	90.87%			

Competitive edge in the market



As per the feedback taken from students it has been observed that **average 90.87%** gave a positive response towards **Consideration to Competitive age given in curriculum**.

M.Sc. Data Analytics

Suggestions, Recommendations and Action Taken

Sr No	Suggestions by Students	Recommendations by Autonomy Monitoring Committee	Action taken by coordinators
1	No suggestions		

Specimen Form1

2022-23 CURRICULUM FEEDBACK STUDENTS

sabitha.praveen@mes.ac.in [Switch account](#)



Your email will be recorded when you submit this form

* Indicates required question

Parameters for curriculum evaluation

Please put tick (✓) marks in the relevant boxes

1 - Very Good 2 - Good 3 - Satisfactory 4 – Scope for Improvement

Curriculum and its relevance *

	1	2	3	4	
Very Good	<input type="radio"/>	<input type="radio"/>	<input type="radio"/>	<input type="radio"/>	Scope for Improvement

Conceptual clarity and practical understanding from the curriculum *

	1	2	3	4	
Very Good	<input type="radio"/>	<input type="radio"/>	<input type="radio"/>	<input type="radio"/>	Scope for improvement

Sequence of the courses in the curriculum *

	1	2	3	4	
Very Good	<input type="radio"/>	<input type="radio"/>	<input type="radio"/>	<input type="radio"/>	Scope for Improvement

Electives offered in terms of their relevance to the specialization streams *

	1	2	3	4	
Very Good	<input type="radio"/>	<input type="radio"/>	<input type="radio"/>	<input type="radio"/>	Scope for improvement

Availability of learning material in the library *

	1	2	3	4	
Very Good	<input type="radio"/>	<input type="radio"/>	<input type="radio"/>	<input type="radio"/>	Scope for improvement

Skilling for employability offered by curriculum *

	1	2	3	4	
Very Good	<input type="radio"/>	<input type="radio"/>	<input type="radio"/>	<input type="radio"/>	Scope for improvement

Competitive edge in the market *

	1	2	3	4	
Very Good	<input type="radio"/>	<input type="radio"/>	<input type="radio"/>	<input type="radio"/>	Scope for improvement

Suggestions, if any

Your answer

Back

Submit

Clear form



Mahatma Education Society's
Pillai College of Arts, Commerce & Science
(Autonomous)

Affiliated to University of Mumbai
NAAC Accredited 'A' grade (3 cycles)
Best College Award by University of Mumbai
ISO 9001:2015 Certified



Curriculum Feedback from Outside Teachers

Introduction

Our Institution has designed a systematic procedure for development, revision and implementation of curriculum of the various existing & new courses in the Institution. Institution is introducing a series of new programs & value added courses to be at par with the technological development in the country. The stakeholders play an important role in developing curriculum & course content. We consider and value the feedback of our stakeholders & make continuous changes in our curriculum. We take feedback from outside college teachers on design and review of syllabus & necessary correction is done from time to time.

Mechanism of the feedback

- A google feedback form was created with relevant questions relating to different particulars of the curriculum.
- The link of the form was shared to the candidates to fill the same within the stipulated time.
- The link was active for a month
- The feedback was collected for quality improvement of the curriculum.

Aspects of the questionnaire:

- Ranking the course contents on the basis of
- Entrepreneurship Skills
- Employability
- Skill Development
- Recent Trends in Syllabus

Total Responded:

TOTAL NUMBER OF RESPONSES FROM OUTSIDE COLLEGE TEACHERS

Programme Name	Semester						Total
	Sem I	Sem II	Sem III	Sem IV	Sem V	Sem VI	
B.A.F.	7	11	14	9	4	12	57
B.A.M.M.C	9	6	7	11	0	2	35
B.B.A.	4	4	NA	NA	NA	NA	8
B.Com.	15	11	13	13	11	12	75
B.F.M.	3	5	6	4	3	3	24
B.M.S.	6	6	7	11	4	8	42
B.Sc. Eco.	8	8	5	9	NA	NA	30
B.Sc.B.T.	7	7	7	6	14	13	54
B.Sc.C.S.	9	7	14	10	12	7	59
B.Sc.F.D.T.	6	6	NA	NA	NA	NA	12
B.Sc.I.T.	8	9	8	12	11	13	61
M. Com.	7	4	3	2	NA	NA	16
M.A.M.C.J.	6	4	4	5	NA	NA	19
M.Sc.B.T.	4	4	5	4	NA	NA	17
M.Sc.D.A.	7	6	NA	NA	NA	NA	13
M.Sc.I.T.	2	1	0	2	NA	NA	6
Total	108	99	94	98	59	71	528

Summary of results:

Curriculum Feedback from outside college teachers Academic Year 2021-22

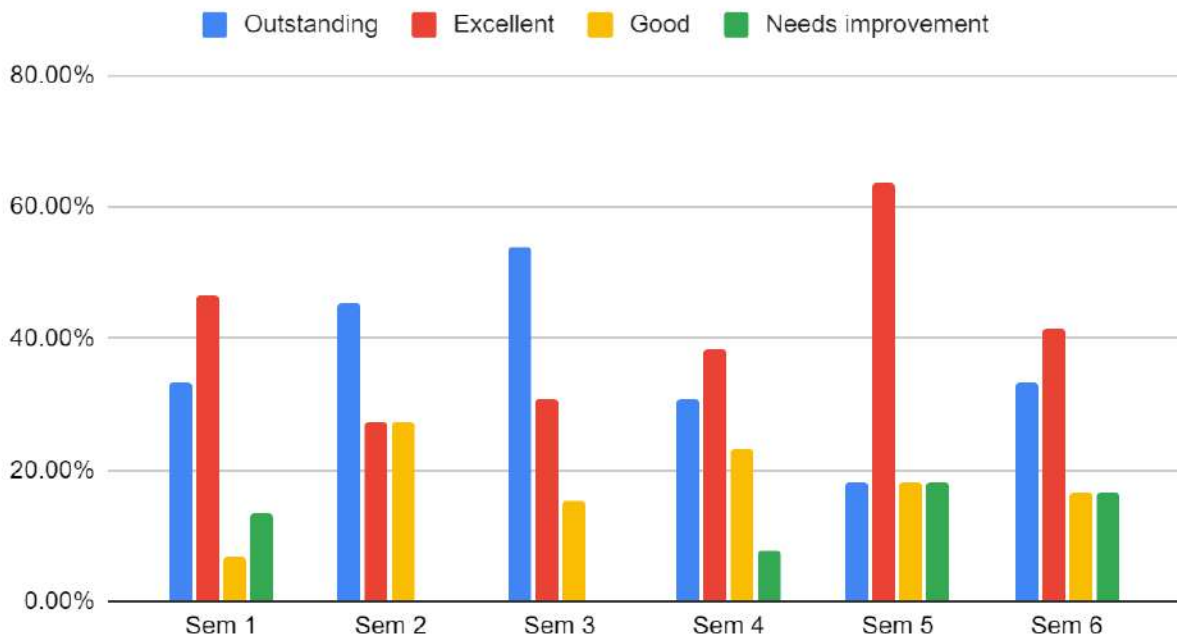
As per the feedback taken from outside college teachers it has been observed that Bachelor of Commerce, B.Com. Accounting & Finance, B.Com. Financial Market, Bachelor of Management Studies, Bachelor of Arts Multimedia and Mass Communication, Bachelor of Science in Information Technology, Bachelor of Science in Computer Science, Bachelor of Science in Biotechnology, Bachelor of Science in Economics, Master of Arts in Mass communication & Journalism, Master of Commerce, Master of Science in Biotechnology and Master of Information Technology, have at an average of 7% outstanding Entrepreneurship Skills, there is no need of improvement in the syllabus as the employability and skill development aspects are covered. The recent trends in syllabus are covered excellently at an average of 12%.

Data Analysis

3.1 Bachelor of Commerce

Entrepreneurship Skills	Outstanding	Excellent	Good	Needs improvement
Sem 1	33.33%	46.67%	6.67%	13.33%
Sem 2	45.45%	27.27%	27.27%	0.00%
Sem 3	53.85%	30.77%	15.38%	0.00%
Sem 4	30.77%	38.46%	23.08%	7.69%
Sem 5	18.18%	63.64%	18.18%	18.18%
Sem 6	33.33%	41.67%	16.67%	16.67%
Average	35.82%	41.41%	17.87%	9.31%
Total (Outstanding Excellent+Good)	95.11%			

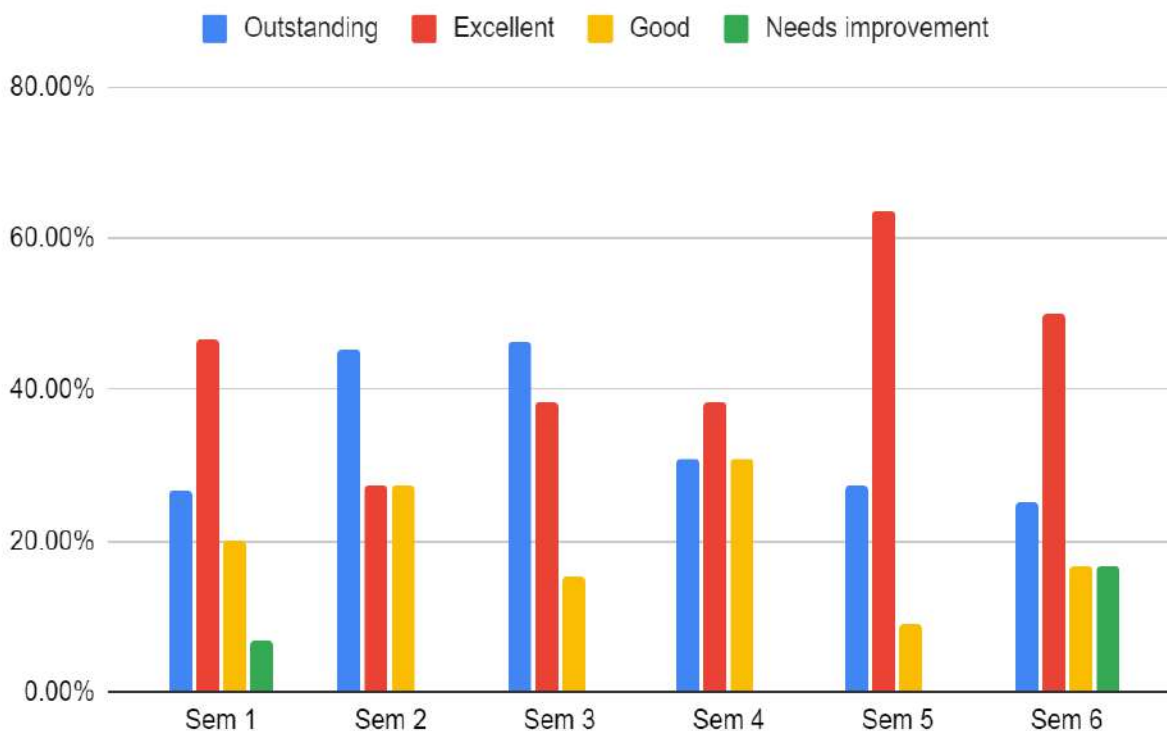
Entrepreneurship Skills



As per the curriculum feedback received from outside college teachers, the syllabus contains outstanding entrepreneurship skills on an average of **95.11%**

Employability				
	Outstanding	Excellent	Good	Needs improvement
Sem 1	26.67%	46.67%	20.00%	6.67%
Sem 2	45.45%	27.27%	27.27%	0.00%
Sem 3	46.15%	38.46%	15.38%	0.00%
Sem 4	30.77%	38.46%	30.77%	0.00%
Sem 5	27.27%	63.64%	9.09%	0.00%
Sem 6	25.00%	50.00%	16.67%	16.67%
Average	33.55%	44.08%	19.86%	3.89%
Total (Outstanding Excellent+Good)	97.50%			

Employability



As per the curriculum feedback received from outside college teachers, the syllabus contains outstanding employability on an average of **97.50%**.

Skill Development				
	Outstanding	Excellent	Good	Needs improvement
Sem 1	26.67%	46.67%	20.00%	6.67%
Sem 2	45.45%	27.27%	27.27%	0.00%
Sem 3	53.85%	23.08%	23.08%	0.00%
Sem 4	46.15%	38.46%	7.69%	7.69%
Sem 5	18.18%	72.73%	9.09%	0.00%
Sem 6	41.67%	41.67%	8.33%	8.33%
Average	38.66%	41.65%	15.91%	3.78%
Total (Outstanding Excellent+Good)	96.22%			

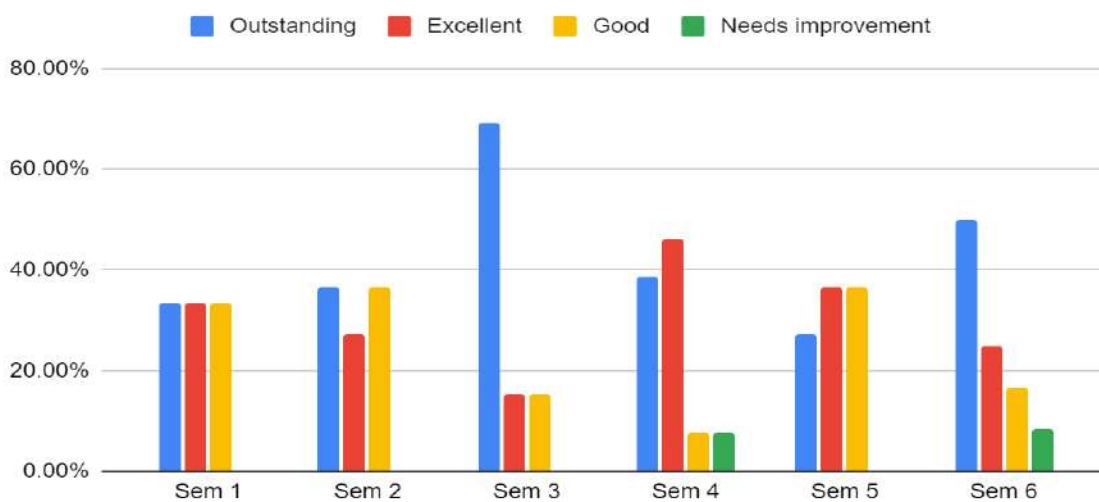
Rank the course contents on the basis of following criteria:
[Skill Development]



As per the curriculum feedback received from outside college teachers, the syllabus contain outstanding skill development on an average of **96.22%**

Recent Trends in Syllabus				
	Outstanding	Excellent	Good	Needs improvement
Sem 1	33.33%	33.33%	33.33%	0.00%
Sem 2	36.36%	27.27%	36.36%	0.00%
Sem 3	69.23%	15.38%	15.38%	0.00%
Sem 4	38.46%	46.15%	7.69%	7.69%
Sem 5	27.27%	36.36%	36.36%	0.00%
Sem 6	50.00%	25.00%	16.67%	8.33%
Average	42.44%	30.58%	24.30%	2.67%
Total (Outstanding Excellent+Good)	97.33%			

Rank the course contents on the basis of following criteria:
[Recent Trends in Syllabus]



As per the curriculum feedback received from outside college teachers, the syllabus contains outstanding recent trends on an average of **97.33%**

Suggestions

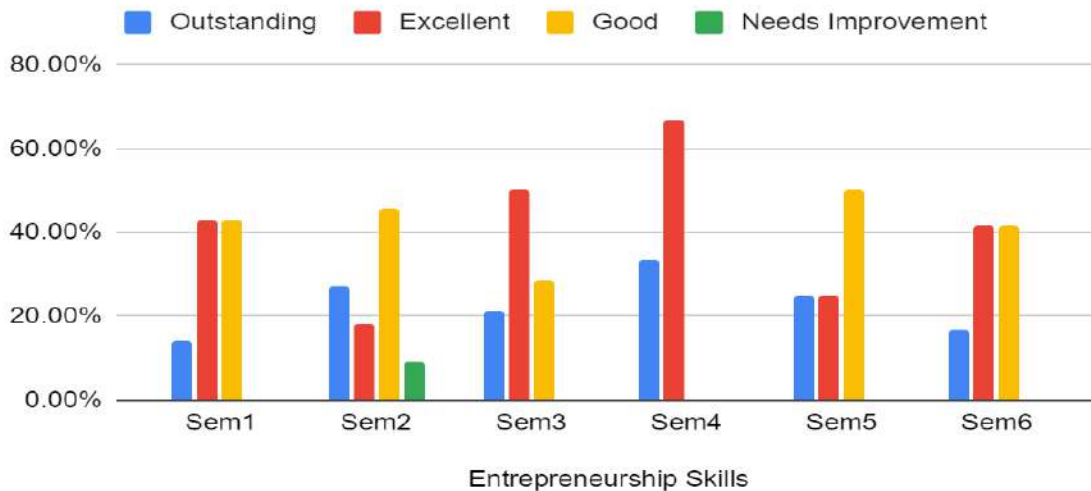
Bachelor of Commerce

Year and Semester	Subject Name	Suggestion	Action Taken
FY Sem I	Business communication	More stress should be given on communication skills.	Communication skills elements are included
FY Sem I	FC	Practical aspects need to adopt	Projects are based on practical aspects
FY Sem II	Financial Accounting	Issues of Share and Debentures can be introduced	Issue of shares and debentures are getting covered in Sem IV. Hence no action taken.
FY Sem II	Financial Accounting II:	Syllabus is need to be reduced. It is very heavy	Theoretical contents are reduced to some extent
SY Sem III	Business law I	Incorporate Information Technology Act	IT Act is part of Sem IV syllabus
SY Sem IV	Financial Accounting -IV	Can also add green Accounting concepts	Green accounting will be accommodated in upcoming semesters
TY Sem V	Financial Accounting & Auditing VII- Financial Accounting	Syllabus should of 4 module because of time constraint	The syllabus has 4 practical modules and module 5 is based on recent developments in financial accounting which the students are made aware of through the CAII projects.
TY Sem VI	Financial Accounting & Auditing IX - Financial Accounting	Syllabus should be reduced to 4 modules.	The syllabus has four modules only. Hence no action taken required
TY Sem VI	Costing	New Emerging areas in the field of Costing along with practical approach should be implemented to enhance overall skills	Practical aspect is included in continuous assessment project

3.2 Bachelor of Commerce in Accounting & Finance

Entrepreneurship Skills				
	Outstanding	Excellent	Good	Needs Improvement
Sem1	14.29%	42.86%	42.86%	0.00%
Sem2	27.27%	18.18%	45.45%	9.09%
Sem3	21.43%	50.00%	28.57%	0.00%
Sem4	33.33%	66.67%	0.00%	0.00%
Sem5	25.00%	25.00%	50.00%	0.00%
Sem6	16.67%	41.67%	41.67%	0.00%
AVERAGE	23.00%	40.73%	34.76%	1.52%
Total (Outstanding Excellent+Good)	98.48%			

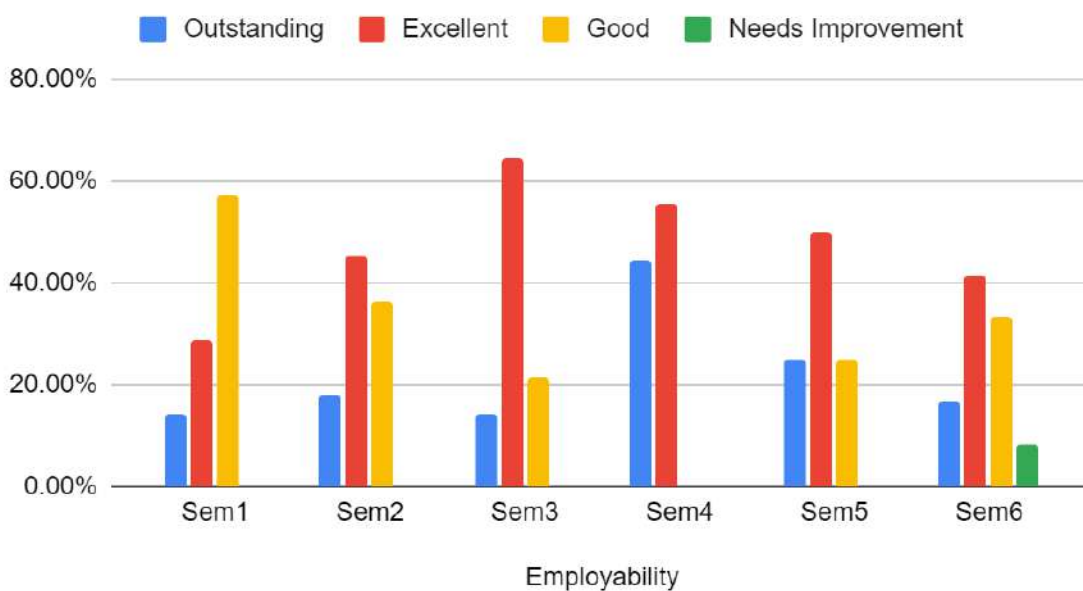
Entrepreneurship Skills



As per the curriculum feedback received from outside college teachers, the syllabus contain outstanding entrepreneurship skills on an average of **98.48%**

Employability				
	Outstanding	Excellent	Good	Needs Improvement
Sem1	14.29%	28.57%	57.14%	0.00%
Sem2	18.18%	45.45%	36.36%	0.00%
Sem3	14.29%	64.29%	21.43%	0.00%
Sem4	44.44%	55.56%	0.00%	0.00%
Sem5	25.00%	50.00%	25.00%	0.00%
Sem6	16.67%	41.67%	33.33%	8.33%
AVERAGE	22.14%	47.59%	28.88%	1.39%
Total (Outstanding Excellent+Good)	98.61%			

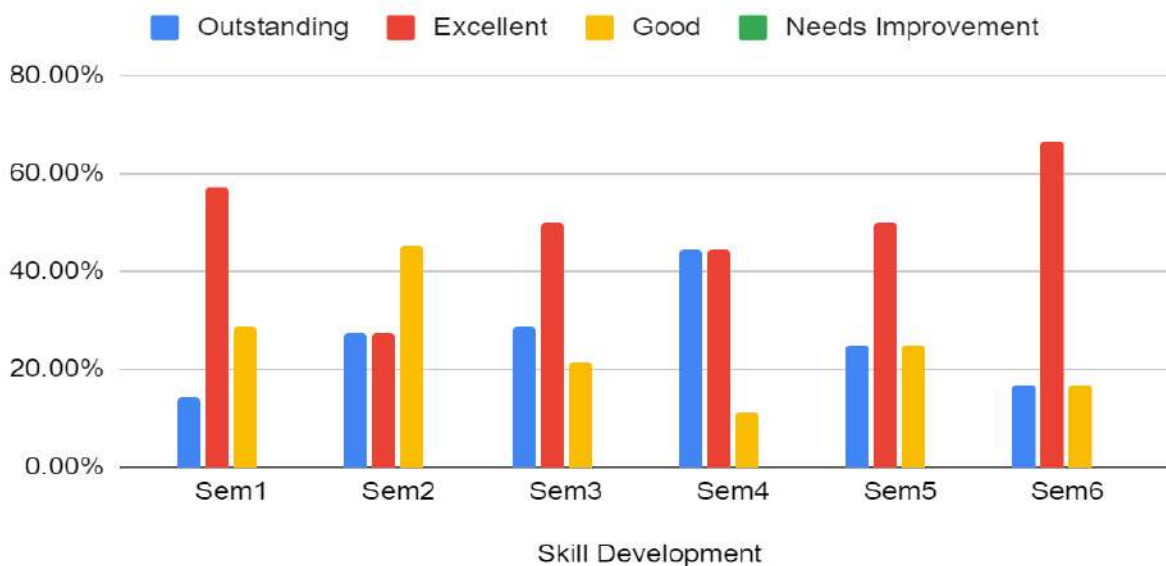
Employability



As per the curriculum feedback received from outside college teachers, the syllabus contain outstanding employability on an average of **98.61%**

Skill Development				
	Outstanding	Excellent	Good	Needs improvement
Sem1	14.29%	57.14%	28.57%	0.00%
Sem2	27.27%	27.27%	45.45%	0.00%
Sem3	28.57%	50.00%	21.43%	0.00%
Sem4	44.44%	44.44%	11.11%	0.00%
Sem5	25.00%	50.00%	25.00%	0.00%
Sem6	16.67%	66.67%	16.67%	0.00%
AVERAGE	26.04%	49.25%	24.71%	0.00%
Total (Outstanding Excellent+Good)	100.00%			

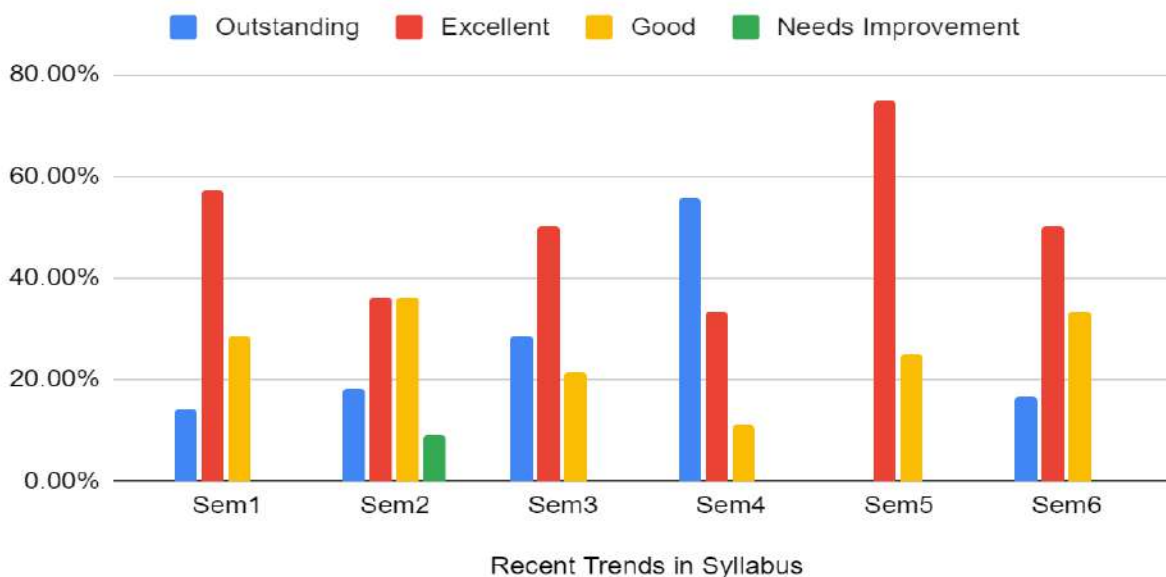
Skill Development



As per the curriculum feedback received from outside college teachers, the syllabus contains outstanding skill development on an average of **100.00%**.

Recent Trends in Syllabus				
	Outstanding	Excellent	Good	Needs improvement
Sem1	14.29%	57.14%	28.57%	0.00%
Sem2	18.18%	36.36%	36.36%	9.09%
Sem3	28.57%	50.00%	21.43%	0.00%
Sem4	55.56%	33.33%	11.11%	0.00%
Sem5	0.00%	75.00%	25.00%	0.00%
Sem6	16.67%	50.00%	33.33%	0.00%
AVERAGE	22.21%	50.31%	25.97%	1.52%
Total (Outstanding Excellent+Good)	98.48%			

Recent Trends in Syllabus



As per the curriculum feedback received from outside college teachers, the syllabus contains outstanding recent trends on an average of **98.48%**.

Suggestions

Bachelor of Commerce in Accounting & Finance

Class & Semester	Subject	Suggestion	Action Taken
FY Sem II	Foundation Course II: Environmental Management & Sustainability	Role of G20, SDG G20 can be added	Included in Indian Economy paper of TYBAF sem VI
SY Sem III	Taxation -1 (Direct Tax)	Practical aspects should be covered.	Assessment procedure is incorporated in syllabus
SY Sem III	Cost Accounting II	The curriculum has been designed to cover current trends.	Target Costing which is a modern method of costing is already added in the syllabus. Real time examples are added to make it more relevant to current trends.
SY Sem IV	Business Law II	Introduction to Limited Liability Partnership Act 2008 could have been included. as it used as an alternative to companies act nowadays because of its less documentation and complication to start a business.	Limited Liability Partnership is already included in Module II of Business Law II along with all relevant sections.
TY Sem VI	Financial Accounting VII	Investment Accounting can be added to the syllabus	Investment Accounting is shifted to S.Y.B.Com.Accounting & Finance IV Semester Financial Accounting IV subject

3.3 Bachelor of Commerce in Financial Markets

Entrepreneurship Skills				
	Outstanding	Excellent	Good	Needs improvement
Sem 1	33.33%	33.33%	33.33%	0.00%
Sem 2	20.00%	20.00%	60.00%	0.00%
Sem 3	50.00%	33.33%	16.67%	0.00%
Sem 4	20.00%	20.00%	40.00%	0.00%
Sem 5	33.33%	66.67%	0.00%	0.00%
Sem 6	33.33%	33.33%	33.33%	33.33%
Average	31.67%	34.44%	30.56%	5.56%
Total (Outstanding Excellent+Good)	96.67%			

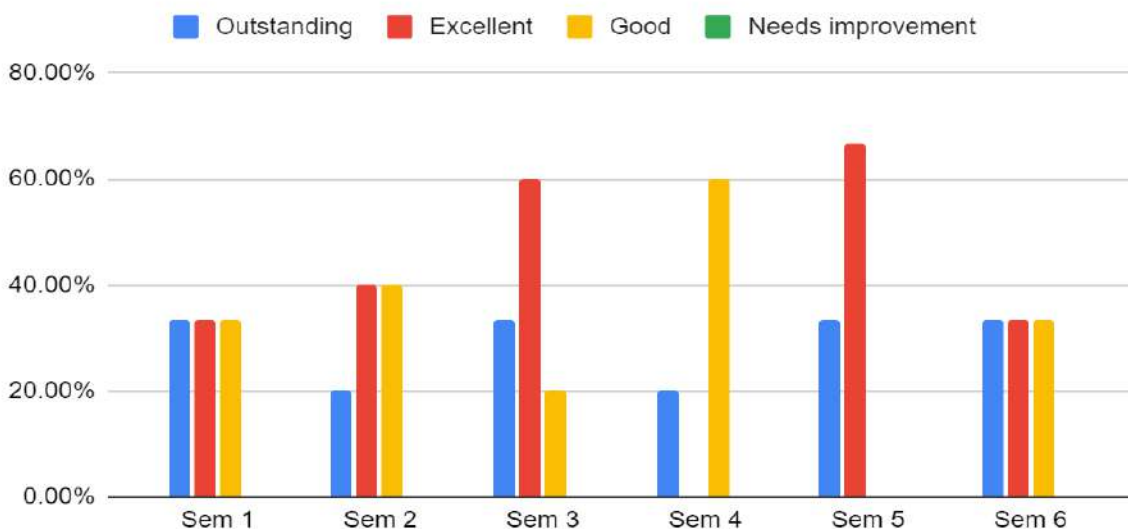
Rank the course contents on the basis of following criteria:
[Entrepreneurship Skills]



As per the curriculum feedback received from outside college teachers, the syllabus contains outstanding entrepreneurship skills on an average of **96.67%**.

Employability				
	Outstanding	Excellent	Good	Needs improvement
Sem 1	33.33%	33.33%	33.33%	0.00%
Sem 2	20.00%	40.00%	40.00%	0.00%
Sem 3	33.33%	60.00%	20.00%	0.00%
Sem 4	20.00%	0.00%	60.00%	0.00%
Sem 5	33.33%	66.67%	0.00%	0.00%
Sem 6	33.33%	33.33%	33.33%	0.00%
Average	28.89%	38.89%	31.11%	0.00%
Total (Outstanding Excellent+Good)	98.89%			

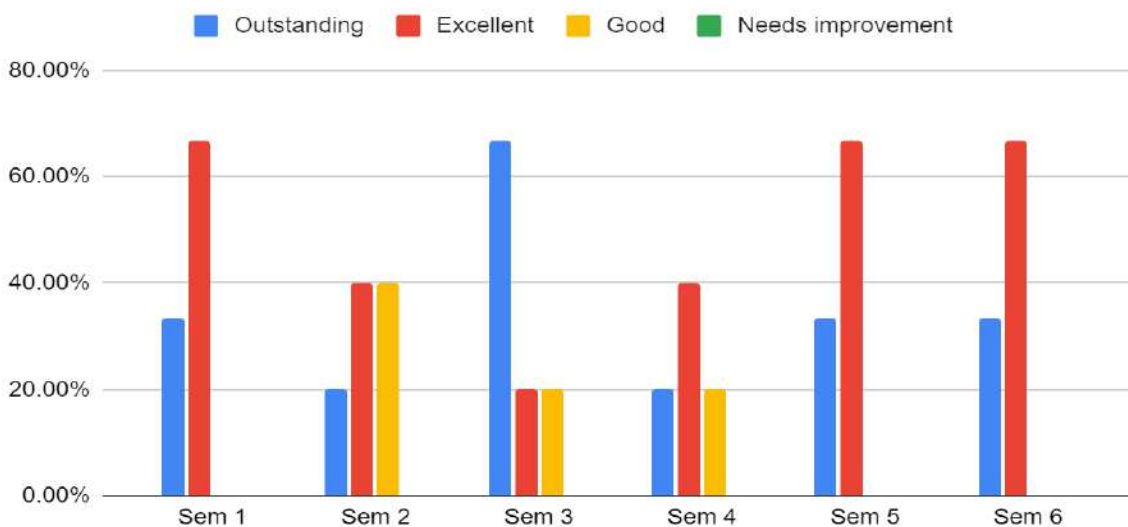
Rank the course contents on the basis of following criteria:
[Employability]



As per the curriculum feedback received from outside college teachers, the syllabus contain outstanding employability on an average of **98.89%**

Skill Development				
	Outstanding	Excellent	Good	Needs improvement
Sem 1	33.33%	66.67%	0.00%	0.00%
Sem 2	20.00%	40.00%	40.00%	0.00%
Sem 3	66.67%	20.00%	20.00%	0.00%
Sem 4	20.00%	40.00%	20.00%	0.00%
Sem 5	33.33%	66.67%	0.00%	0.00%
Sem 6	33.33%	66.67%	0.00%	0.00%
Average	34.44%	50.00%	13.33%	0.00%
Total (Outstanding Excellent+Good)	97.78%			

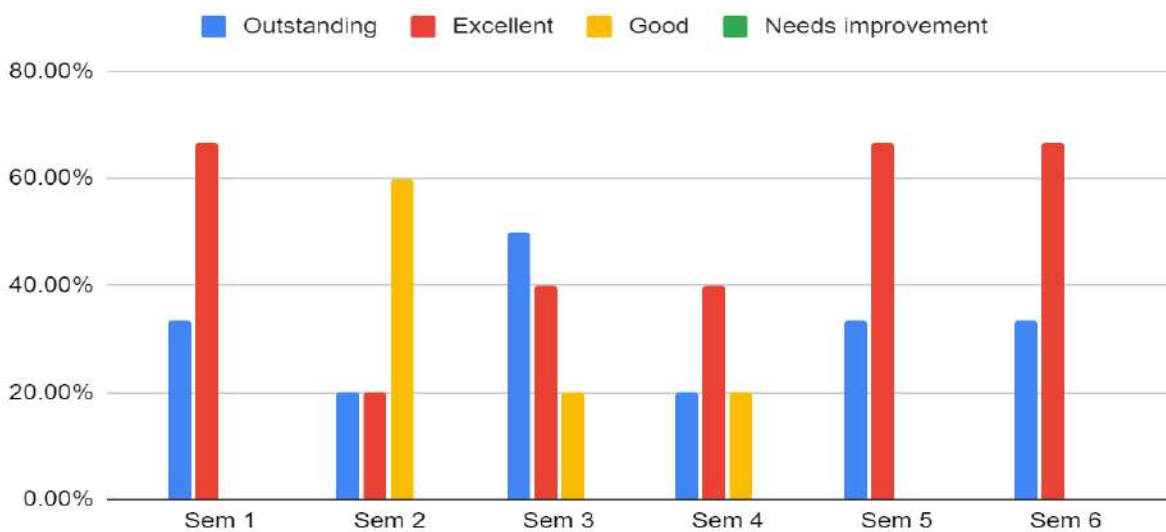
Rank the course contents on the basis of following criteria:
[Skill Development]



As per the curriculum feedback received from outside college teachers, the syllabus contain outstanding skill development on an average of **97.78%**

Recent Trends in Syllabus				
	Outstanding	Excellent	Good	Needs improvement
Sem 1	33.33%	66.67%	0.00%	0.00%
Sem 2	20.00%	20.00%	60.00%	0.00%
Sem 3	50.00%	40.00%	20.00%	0.00%
Sem 4	20.00%	40.00%	20.00%	0.00%
Sem 5	33.33%	66.67%	0.00%	0.00%
Sem 6	33.33%	66.67%	0.00%	0.00%
Average	31.67%	50.00%	16.67%	0.00%
Total (Outstanding Excellent+Good)	98.33%			

Rank the course contents on the basis of following criteria:
[Recent Trends in Syllabus]



As per the curriculum feedback received from outside college teachers, the syllabus contain outstanding recent trends on an average of **98.33%**

Suggestions

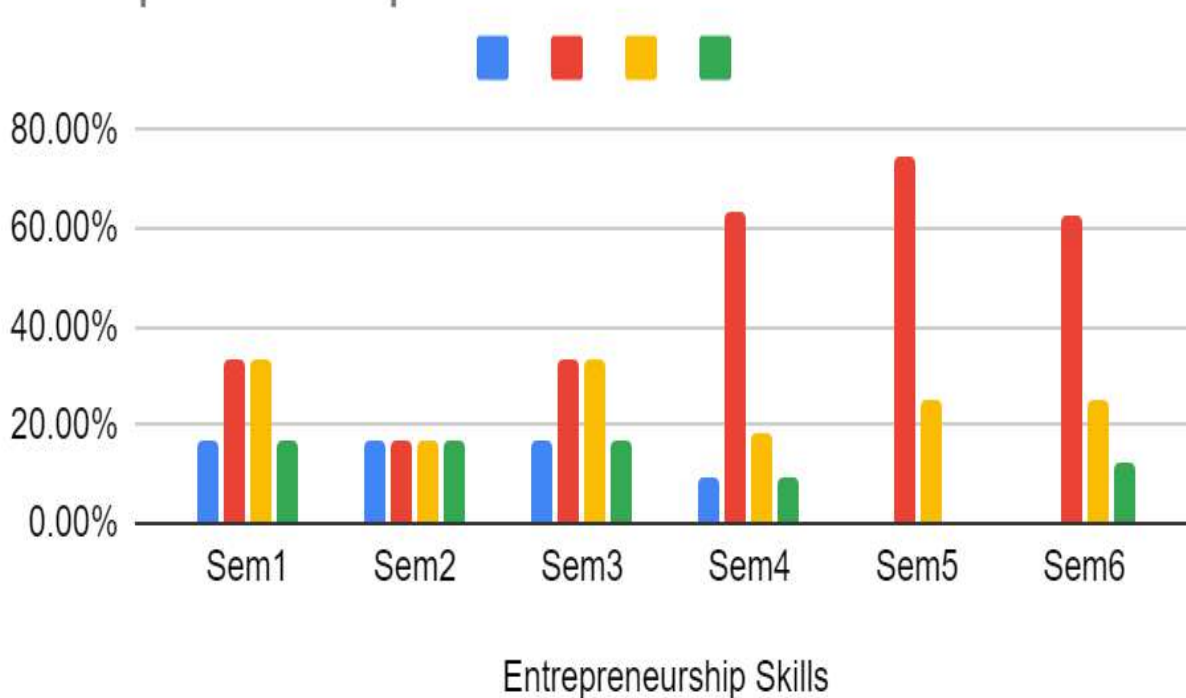
Bachelor of Commerce in Financial Markets

Year & Semester	Subject Name	Suggestions	Action Taken
FY Sem II	Indian Banking and Insurance system	1) The concepts of payment/small finance/ neo and digital banks may be introduced. 2) Last unit may be marketing of banking and insurance products	The concept of payment and small finance banks included in the syllabus in Types of Banking topic . Marketing of banking products will include while revising the syllabus, insurance already included.
TY Sem V	Technical analysis	Report Writing maybe included	Will be incorporated while revising the syllabus.

3.4 Bachelor of Management Studies

Entrepreneurs hip Skills	Outstanding	Excellent	Good	Needs Improvement
Sem1	16.67%	33.33%	33.33%	16.67%
Sem2	16.67%	16.67%	16.67%	16.67%
Sem3	16.67%	33.33%	33.33%	16.67%
Sem4	9.09%	63.64%	18.18%	9.09%
Sem5	0.00%	75.00%	25.00%	0.00%
Sem6	0.00%	62.50%	25.00%	12.50%
Average	9.85%	47.41%	25.25%	11.93%
Total (Outstanding Excellent+Good)	82.51%			

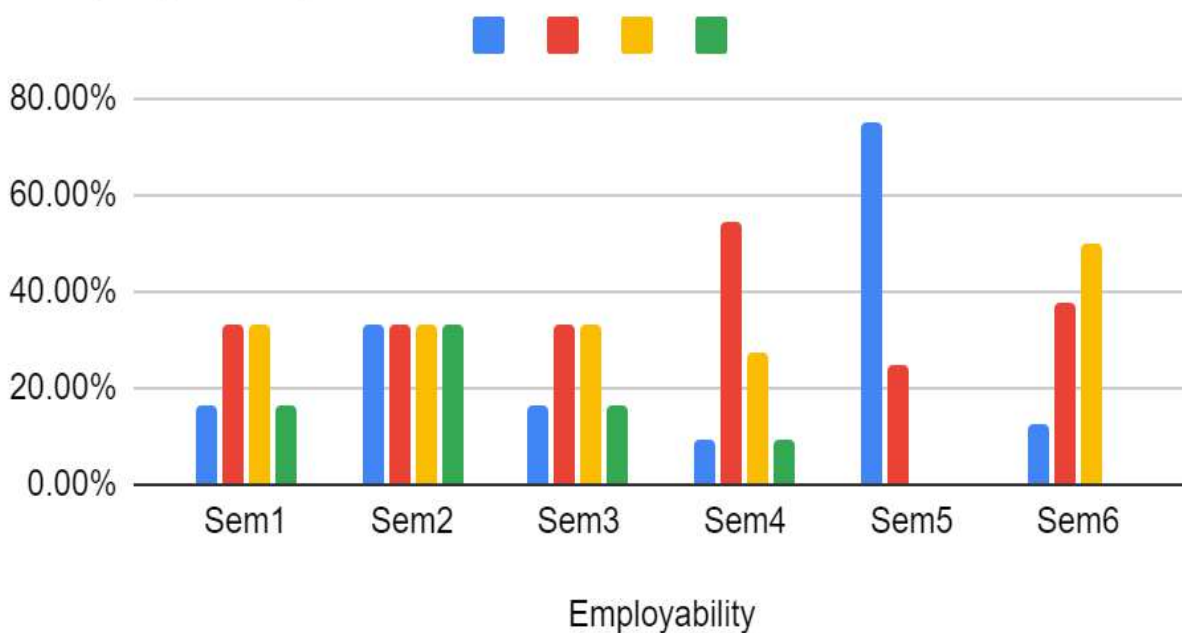
Entrepreneurship Skills



As per the curriculum feedback received from outside college teachers, the syllabus contains outstanding entrepreneurship skills on an average of **82.51%**.

Employability	Outstanding	Excellent	Good	Needs Improvement
Sem1	16.67%	33.33%	33.33%	16.67%
Sem2	33.33%	33.33%	33.33%	33.33%
Sem3	16.67%	33.33%	33.33%	16.67%
Sem4	9.09%	54.55%	27.27%	9.09%
Sem5	75.00%	25.00%	0.00%	0.00%
Sem6	12.50%	37.50%	50.00%	0.00%
Average	27.21%	36.17%	29.55%	12.63%
Total (Outstanding Excellent+Good)	92.93%			

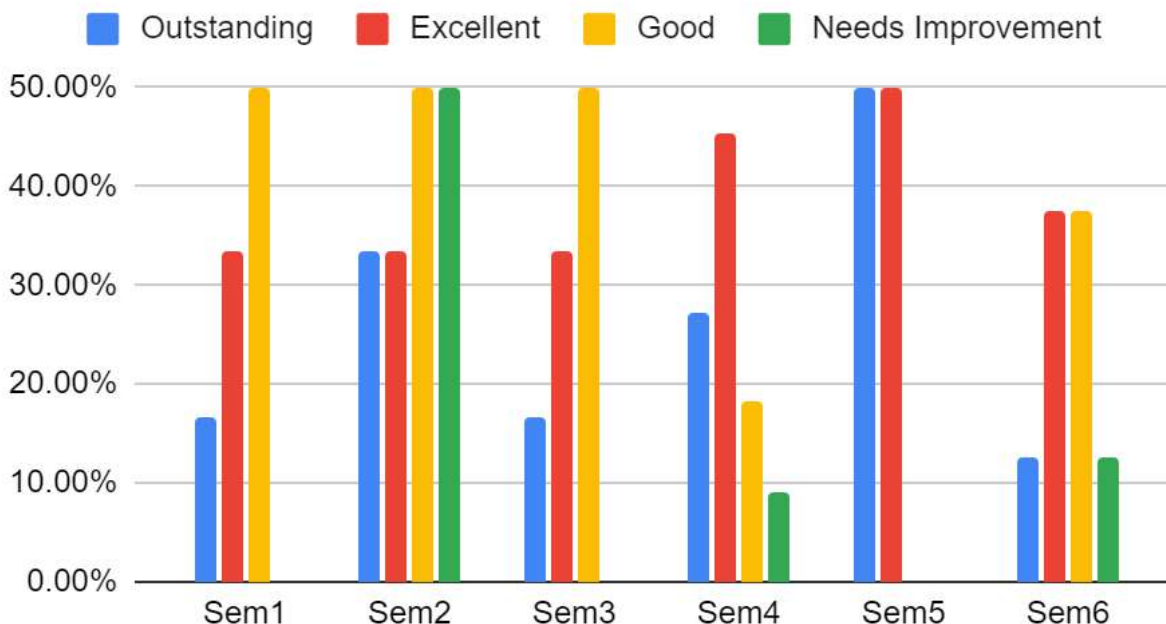
Employability



As per the curriculum feedback received from outside college teachers, the syllabus contain outstanding employability on an average of **92.93%**

Skill Development	Outstanding	Excellent	Good	Needs Improvement
Sem1	16.67%	33.33%	50.00%	0.00%
Sem2	33.33%	33.33%	50.00%	50.00%
Sem3	16.67%	33.33%	50.00%	0.00%
Sem4	27.27%	45.45%	18.18%	9.09%
Sem5	50.00%	50.00%	0.00%	0.00%
Sem6	12.50%	37.50%	37.50%	12.50%
Average	26.07%	38.83%	34.28%	11.93%
Total (Outstanding Excellent+Good)	99.18%			

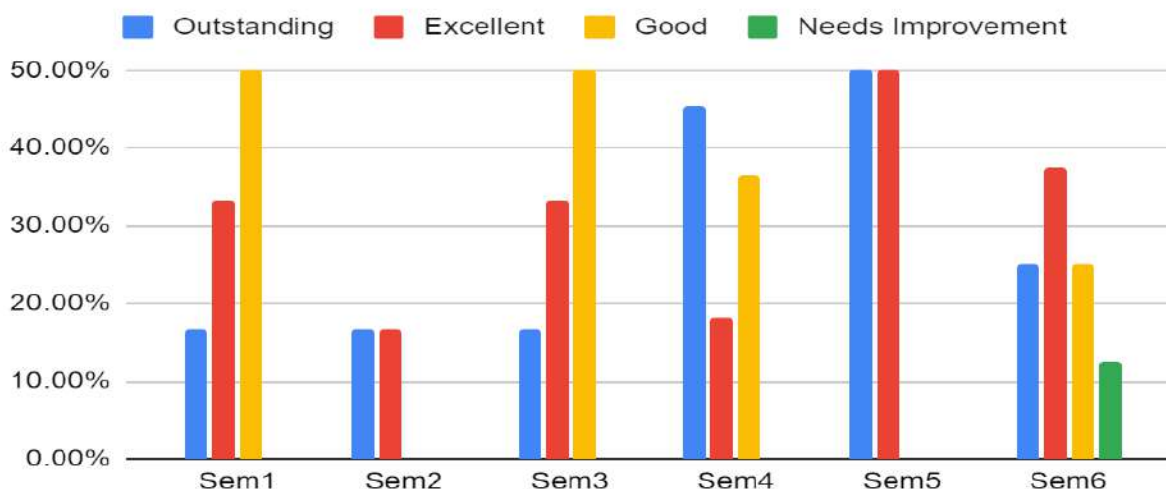
Skill Development



As per the curriculum feedback received from outside college teachers, the syllabus contain outstanding skill development on an average of **99.18%**

Recent Trends in Syllabus	Outstanding	Excellent	Good	Needs Improvement
Sem1	16.67%	33.33%	50.00%	0.00%
Sem2	16.67%	16.67%	0.00%	0.00%
Sem3	16.67%	33.33%	50.00%	0.00%
Sem4	45.45%	18.18%	36.36%	0.00%
Sem5	50.00%	50.00%	0.00%	0.00%
Sem6	25.00%	37.50%	25.00%	12.50%
Average	28.41%	31.50%	26.89%	2.08%
Total (Outstanding Excellent+Good)	86.81%			

Recent Trends in Syllabus



As per the curriculum feedback received from outside college teachers, the syllabus contain outstanding recent trends on an average of **86.81%**

Suggestions

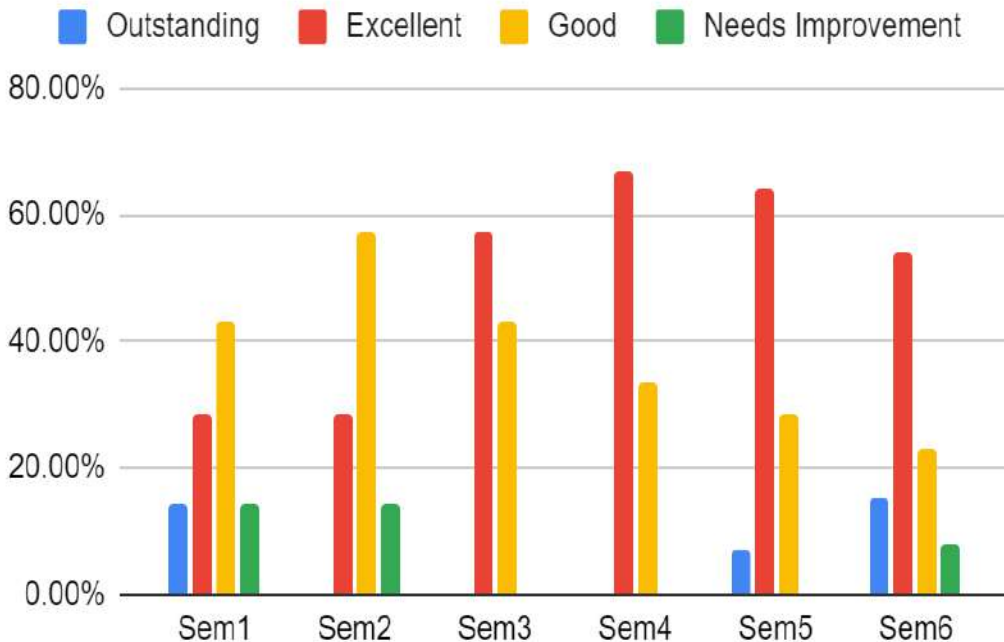
Bachelor of Management Studies

Year & Semester	Subject Name	Suggestions	Action Taken
FY Sem II	Business statistics	Add software training	Suggestion already implemented, hence no action required.
SY Sem III	Advertising	Could include the practical aspects not only focusing on theoretical concepts	Suggestion already implemented, hence no action required.
SY Sem IV	Information technology in management	They should add detailed practical knowledge about MS-Office	Suggestion already implemented, hence no action required.
SY Sem IV	Operation research	Add case study which we are using in MBA	Suggestion already implemented, hence no action required.

3.5 Bachelor of Science Biotechnology

Entrepreneurship Skills				
	Outstanding	Excellent	Good	Needs Improvement
Sem1	14.29%	28.57%	42.86%	14.29%
Sem2	0.00%	28.57%	57.14%	14.29%
Sem3	0.00%	57.14%	42.86%	0.00%
Sem4	0.00%	66.67%	33.33%	0.00%
Sem5	7.14%	64.29%	28.57%	0.00%
Sem6	15.38%	53.85%	23.08%	7.69%
Average	6.14%	49.85%	37.97%	6.04%
Total (Outstanding Excellent+Good)	93.96%			

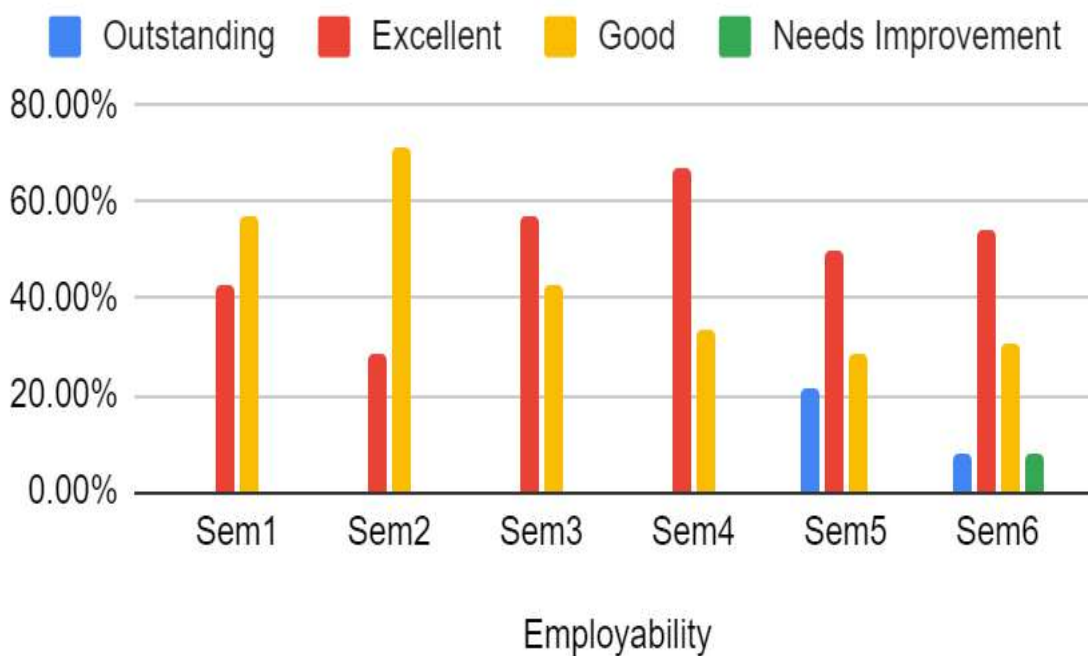
Entrepreneurship Skills



As per the curriculum feedback received from outside college teachers, the syllabus contain outstanding entrepreneurship skills on an average of **93.96%**

Employability				
	Outstanding	Excellent	Good	Needs Improvement
Sem1	0.00%	42.86%	57.14%	0.00%
Sem2	0.00%	28.57%	71.43%	0.00%
Sem3	0.00%	57.14%	42.86%	0.00%
Sem4	0.00%	66.67%	33.33%	0.00%
Sem5	21.43%	50.00%	28.57%	0.00%
Sem6	7.69%	53.85%	30.77%	7.69%
Average	4.85%	49.85%	44.02%	1.28%
Total (Outstanding Excellent+Good)	98.72%			

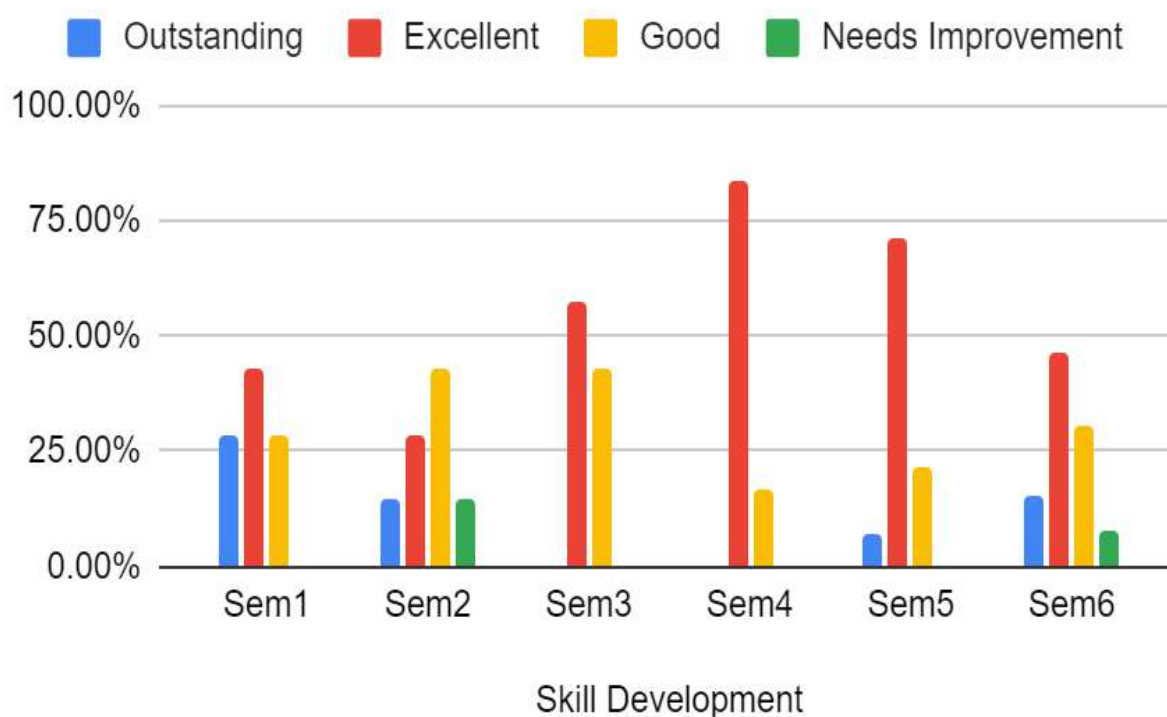
Employability



As per the curriculum feedback received from outside college teachers, the syllabus contain outstanding employability on an average of **98.72%**

Skill Development				
	Outstanding	Excellent	Good	Needs Improvement
Sem1	28.57%	42.86%	28.57%	0.00%
Sem2	14.29%	28.57%	42.86%	14.29%
Sem3	0.00%	57.14%	42.86%	0.00%
Sem4	0.00%	83.33%	16.67%	0.00%
Sem5	7.14%	71.43%	21.43%	0.00%
Sem6	15.38%	46.15%	30.77%	7.69%
Average	10.90%	54.91%	30.53%	3.66%
Total (Outstanding Excellent+Good)	96.34%			

Skill Development



As per the curriculum feedback received from outside college teachers, the syllabus contains outstanding skill development on an average of **96.34%**.

Recent Trends in Syllabus				
	Outstanding	Excellent	Good	Needs Improvement
Sem1	14.29%	14.29%	71.43%	0.00%
Sem2	14.29%	14.29%	71.43%	0.00%
Sem3	0.00%	57.14%	42.86%	0.00%
Sem4	0.00%	66.67%	33.33%	0.00%
Sem5	7.14%	71.43%	21.43%	0.00%
Sem6	23.08%	38.46%	30.77%	7.69%
Average	9.80%	43.71%	45.21%	1.28%
Total (Outstanding Excellent+Good)	98.72%			

Recent Trends in Syllabus



Recent Trends in Syllabus

As per the curriculum feedback received from outside college teachers, the syllabus contain outstanding recent trends on an average of **98.72%**

Suggestions

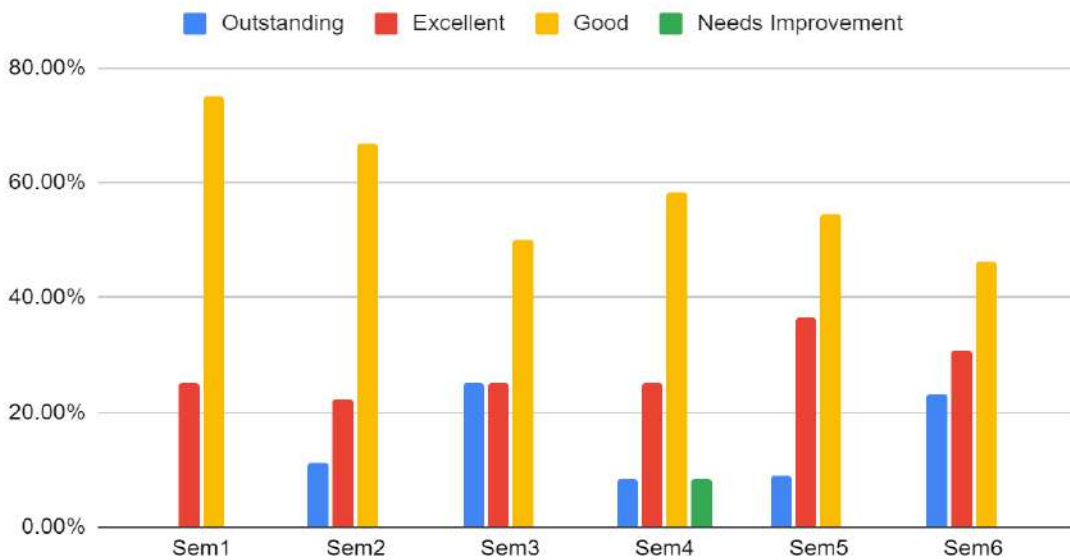
Bachelor of Science Biotechnology

Year & Semester	Subject Name	Suggestions	Action Taken
FY Sem I	Basic Chemistry	Make it more skill oriented	Skill based practicals included in the syllabus.
FY Sem I	Basic Microbiology	Special staining can be added	Special staining is incorporated in the practicals.
FY Sem I	Basic Chemistry	Biological buffers system may incorporate	Will be incorporated while revising the syllabus.
FY Sem II	Biomolecules and Enzymology	Need to reduce content in unit 1 it is lengthy at FY level	Will be incorporated while revising the syllabus.
TY Sem V	Marine Biotechnology	Bioactive compounds from marine sources can be added.	Already included in the practicals.
TY Sem V	Biotechnology	More practicals based on marine ecosystem can be included	Will be incorporated while revising the syllabus.
TY Sem V	Biotechnology	Pharmaceutical Audits, Types of Audit and Audit reports may incorporate, to get idea about Pharma Audits.	Will be incorporated while revising the syllabus.
TY Sem VI	RDNA technology and Genomics	Course outcomes need to be revised.	Will be incorporated while revising the syllabus.

3.6 Bachelor of Science Information Technology

Entrepreneurship Skills				
	Outstanding	Excellent	Good	Needs Improvement
Sem1	0.00%	25.00%	75.00%	0.00%
Sem2	11.11%	22.22%	66.67%	0.00%
Sem3	25.00%	25.00%	50.00%	0.00%
Sem4	8.33%	25.00%	58.33%	8.33%
Sem5	9.09%	36.36%	54.55%	0.00%
Sem6	23.08%	30.77%	46.15%	0.00%
Average	12.77%	27.39%	58.45%	1.39%
Total (Outstanding Excellent+Good)	98.61%			

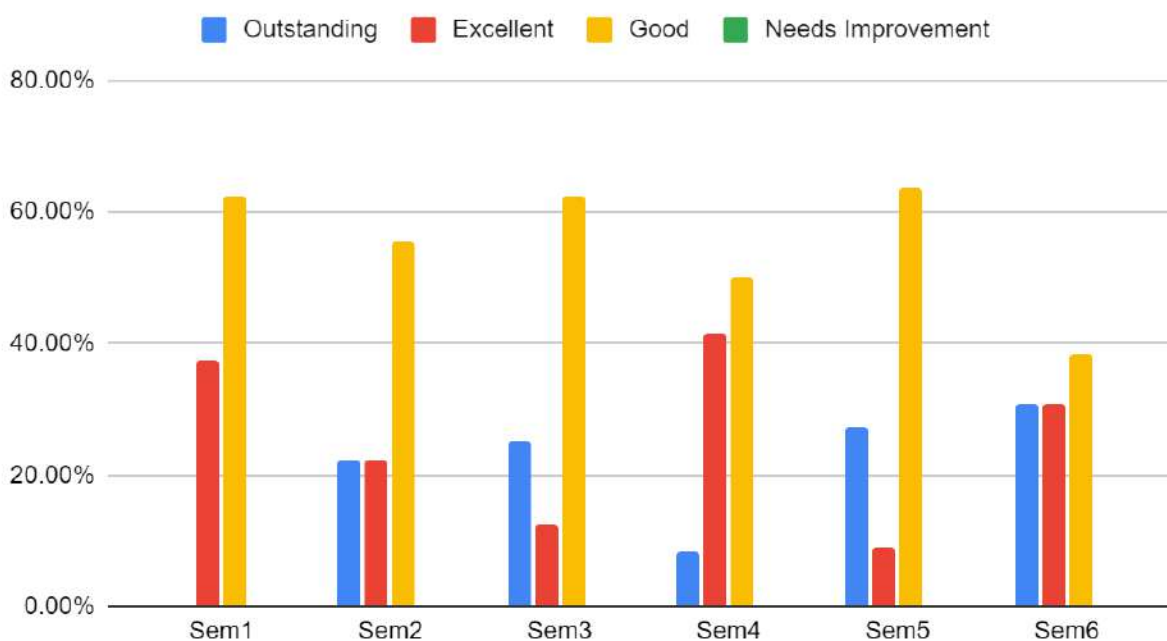
Entrepreneurship Skills



As per the curriculum feedback received from outside college teachers, the syllabus contain outstanding entrepreneurship skills on an average of **98.61%**

Employability				
	Outstanding	Excellent	Good	Needs Improvement
Sem1	0.00%	37.50%	62.50%	0.00%
Sem2	22.22%	22.22%	55.56%	0.00%
Sem3	25.00%	12.50%	62.50%	0.00%
Sem4	8.33%	41.67%	50.00%	0.00%
Sem5	27.27%	9.09%	63.64%	0.00%
Sem6	30.77%	30.77%	38.46%	0.00%
Average	18.93%	25.62%	55.44%	0.00%
Total (Outstanding Excellent+Good)	100.00%			

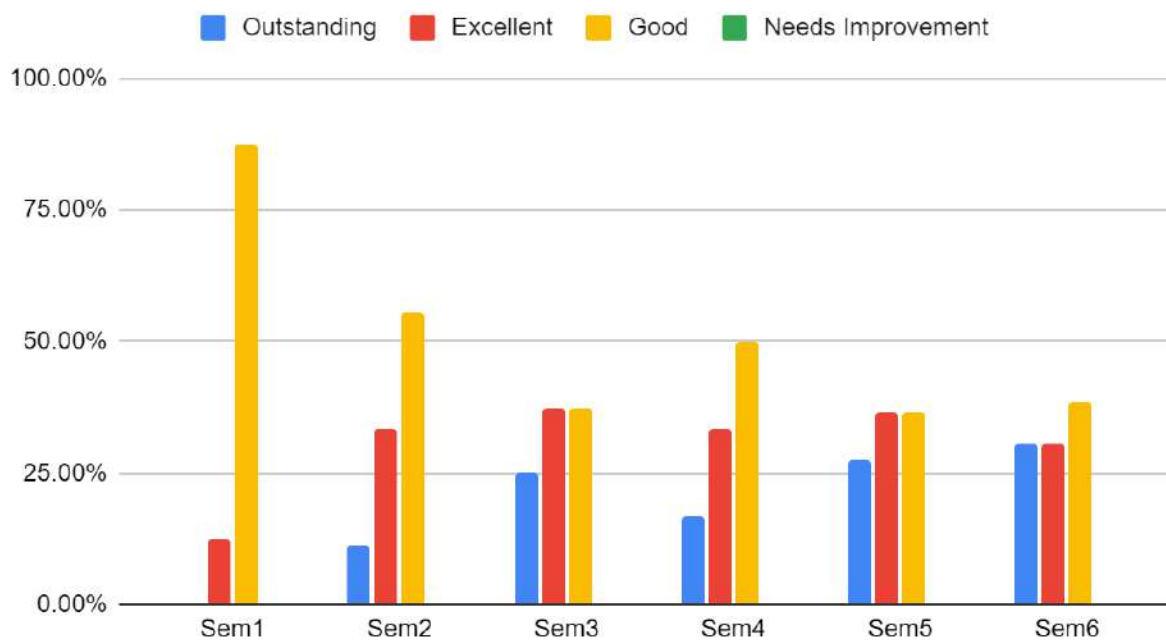
Employability



As per the curriculum feedback received from outside college teachers, the syllabus contains outstanding employability on an average of **100.00%**

Skill Development				
	Outstanding	Excellent	Good	Needs Improvement
Sem1	0.00%	12.50%	87.50%	0.00%
Sem2	11.11%	33.33%	55.56%	0.00%
Sem3	25.00%	37.50%	37.50%	0.00%
Sem4	16.67%	33.33%	50.00%	0.00%
Sem5	27.27%	36.36%	36.36%	0.00%
Sem6	30.77%	30.77%	38.46%	0.00%
Average	18.47%	30.63%	50.90%	0.00%
Total (Outstanding Excellent+Good)	100.00%			

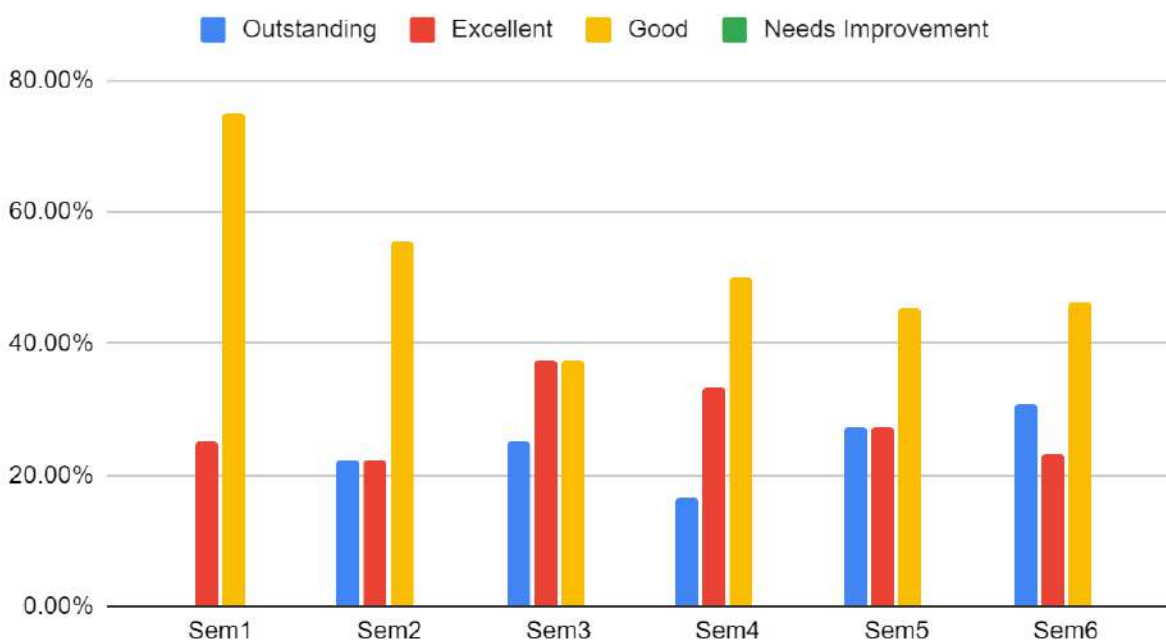
Skill Development



As per the curriculum feedback received from outside college teachers, the syllabus contain outstanding skill development on an average of **100.00%**

Recent Trends in Syllabus				
	Outstanding	Excellent	Good	Needs Improvement
Sem1	0.00%	25.00%	75.00%	0.00%
Sem2	22.22%	22.22%	55.56%	0.00%
Sem3	25.00%	37.50%	37.50%	0.00%
Sem4	16.67%	33.33%	50.00%	0.00%
Sem5	27.27%	27.27%	45.45%	0.00%
Sem6	30.77%	23.08%	46.15%	0.00%
Average	20.32%	28.07%	51.61%	0.00%
Total (Outstanding Excellent+Good)	100.00%			

Recent Trends in Syllabus



As per the curriculum feedback received from outside college teachers, the syllabus contains outstanding recent trends on an average of **100.00%**.

Suggestions

Bachelor of Science Information Technology

Year & Semester	Subject Name	Suggestions	Action Taken
FY Sem I	Communication Skills	In professional presentation, designing appropriate slides can be added	It is covered in continuous assessment(project)
FY Sem II	Web programming	Practically learn and work on website and database	These concepts are included in new syllabus
SY Sem III	Data Visualization using Python	CAPSTONE Project should be introduced at SY level.	It is covered in continuous assessment (project)task
SY Sem IV	Computer Networks	Cloud computing topics need to be included	It is covered in other subjects.
SY Sem IV	Basic statistics and operation research	Some case study may be included	It is covered in continuous assessment (project)task
TY Sem V	Software Project management	Focus on Manual and automated testing practical	It is already covered in theory concepts.
TY Sem V	Artificial intelligence	Practical exposure may be more	Practical list is upgraded and approved by BOS
TY Sem VI	Software Testing	Focus on Manual and automated testing practical	It is already covered in theory concepts.

3.7 Bachelor of Science in Computer Science

Entrepreneurship Skills				
	Outstanding	Excellent	Good	Needs Improvement
Sem1	0.00%	71.43%	28.57%	0.00%
Sem2	14.29%	57.14%	28.57%	0.00%
Sem3	0.00%	50.00%	42.86%	7.14%
Sem4	0.00%	50.00%	40.00%	10.00%
Sem5	16.67%	41.67%	41.67%	0.00%
Sem6	0.00%	0.00%	85.71%	14.29%
Average	5.16%	45.04%	44.56%	5.24%
Total (Outstanding Excellent+Good)	94.76%			

Entrepreneurship Skills



As per the curriculum feedback received from outside college teachers, the syllabus contain outstanding entrepreneurship skills on an average of **94.76%**

Employability				
	Outstanding	Excellent	Good	Needs Improvement
Sem1	0.00%	71.43%	28.57%	0.00%
Sem2	14.29%	42.86%	42.86%	0.00%
Sem3	0.00%	64.29%	35.71%	0.00%
Sem4	0.00%	30.00%	70.00%	0.00%
Sem5	25.00%	33.33%	41.67%	0.00%
Sem6	0.00%	14.29%	85.71%	0.00%
Average	6.55%	42.70%	50.75%	0.00%
Total (Outstanding Excellent+Good)	100.00%			

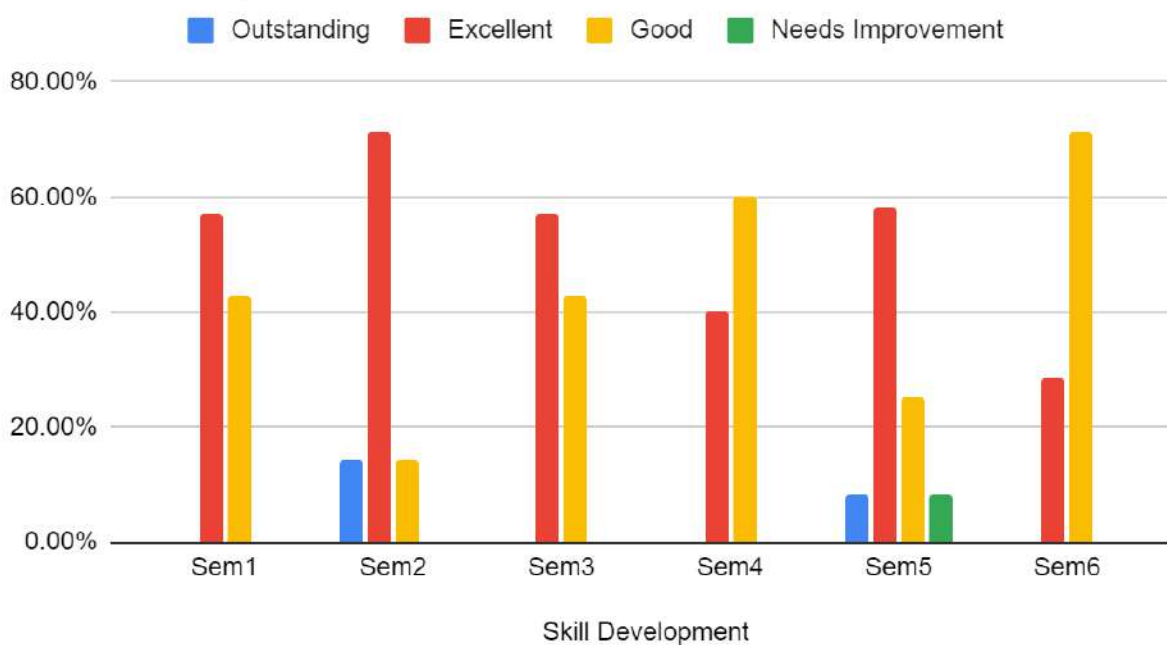
Employability



As per the curriculum feedback received from outside college teachers, the syllabus contains outstanding employability on an average of **100.00%**.

Skill Development				
	Outstanding	Excellent	Good	Needs Improvement
Sem1	0.00%	57.14%	42.86%	0.00%
Sem2	14.29%	71.43%	14.29%	0.00%
Sem3	0.00%	57.14%	42.86%	0.00%
Sem4	0.00%	40.00%	60.00%	0.00%
Sem5	8.33%	58.33%	25.00%	8.33%
Sem6	0.00%	28.57%	71.43%	0.00%
Average	3.77%	52.10%	42.74%	1.39%
Total (Outstanding Excellent+Good)	98.61%			

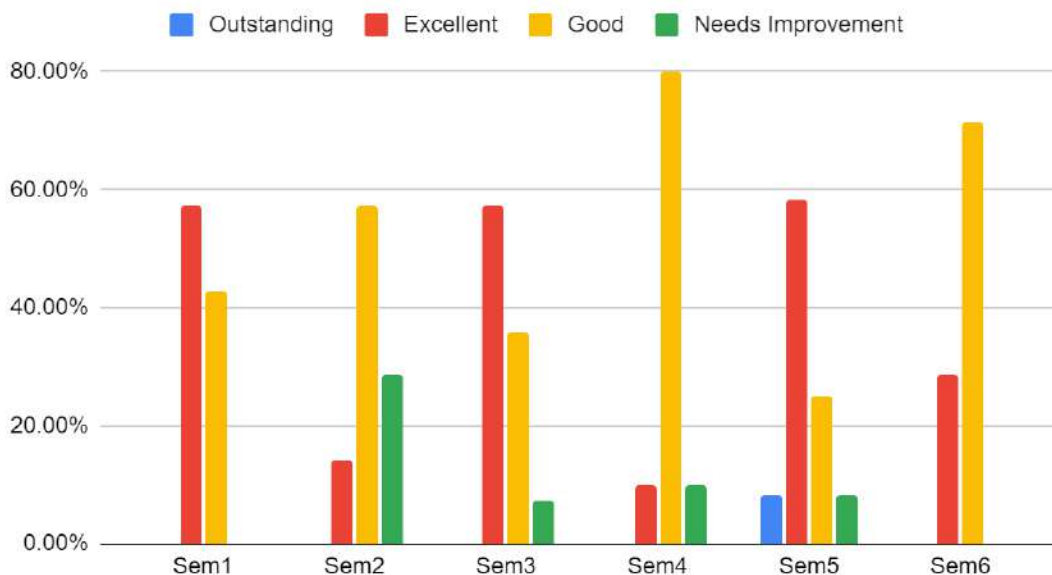
Skill Development



As per the curriculum feedback received from outside college teachers, the syllabus contains outstanding skill development on an average of **98.61%**.

Recent Trends in Syllabus				
	Outstanding	Excellent	Good	Needs Improvement
Sem1	0.00%	57.14%	42.86%	0.00%
Sem2	0.00%	14.29%	57.14%	28.57%
Sem3	0.00%	57.14%	35.71%	7.14%
Sem4	0.00%	10.00%	80.00%	10.00%
Sem5	8.33%	58.33%	25.00%	8.33%
Sem6	0.00%	28.57%	71.43%	0.00%
Average	1.39%	37.58%	52.02%	9.01%
Total (Outstanding Excellent+Good)	90.99%			

Recent Trends in Syllabus



As per the curriculum feedback received from outside college teachers, the syllabus contains outstanding recent trends on an average of **90.99**.

Suggestions

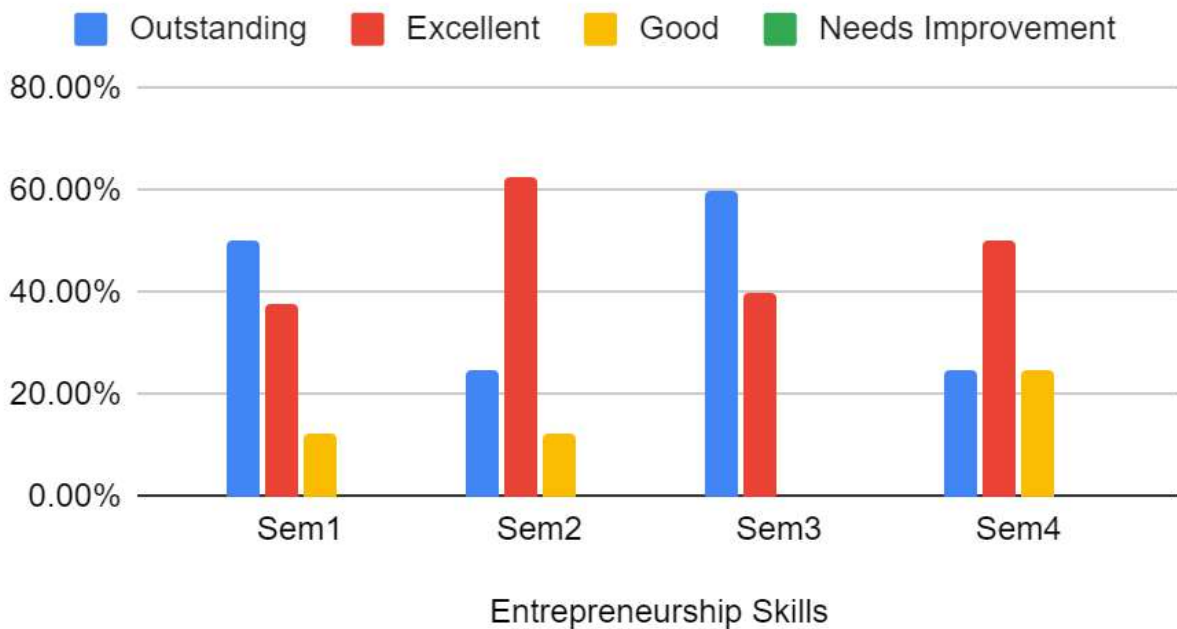
Bachelor of Science in Computer Science

Year & Semester	Subject Name	Suggestions	Action Taken
FY Sem I	Computer Organization	following topics might be added: advance microprocessors. Introduction to VLSI.	Subject changes are done as per requirements.
SY Sem III	Introduction to Data Science	There should be a minimum 2 week internship for students	Yes, Placement is providing internships to second year students.
SY Sem III	DBMS	Needs to add few recent trends	New trend topics are added in the Advanced Database Management system.
SY SEM III	Web programming	Add some angular js and node js concepts.	These topics are included in the new syllabus.
SY Sem III	DATA STRUCTURE USING PYTHON	Data structure concepts can be teach using animation and graphics	AV and Practical approach technique is used.
SY Sem IV	Introduction to DataScience	Add more contents to each unit.	Syllabus is designed and approved by BOS.
SY Sem IV	Internet of Things	Needs to add more practicals	Practical list is upgraded and approved by BOS.
TY Sem V	Machine Learning	There should be one case study based on the literature review of the machine learning based research papers	CASE study teaching approach is used.
TY Sem V	Data Science	It should be more application based	It is Covered in theoretical concepts.

3.8 Bachelor of Science in Economics

Entrepreneurship Skills				
	Outstanding	Excellent	Good	Needs improvement
Sem1	50.00%	37.50%	12.50%	0.00%
Sem2	25.00%	62.50%	12.50%	0.00%
Sem3	60.00%	40.00%	0.00%	0.00%
Sem4	25.00%	50.00%	25.00%	0.00%
AVERAGE	40.00%	47.50%	12.50%	0.00%
Total (Outstanding Excellent+Good)	100.00%			

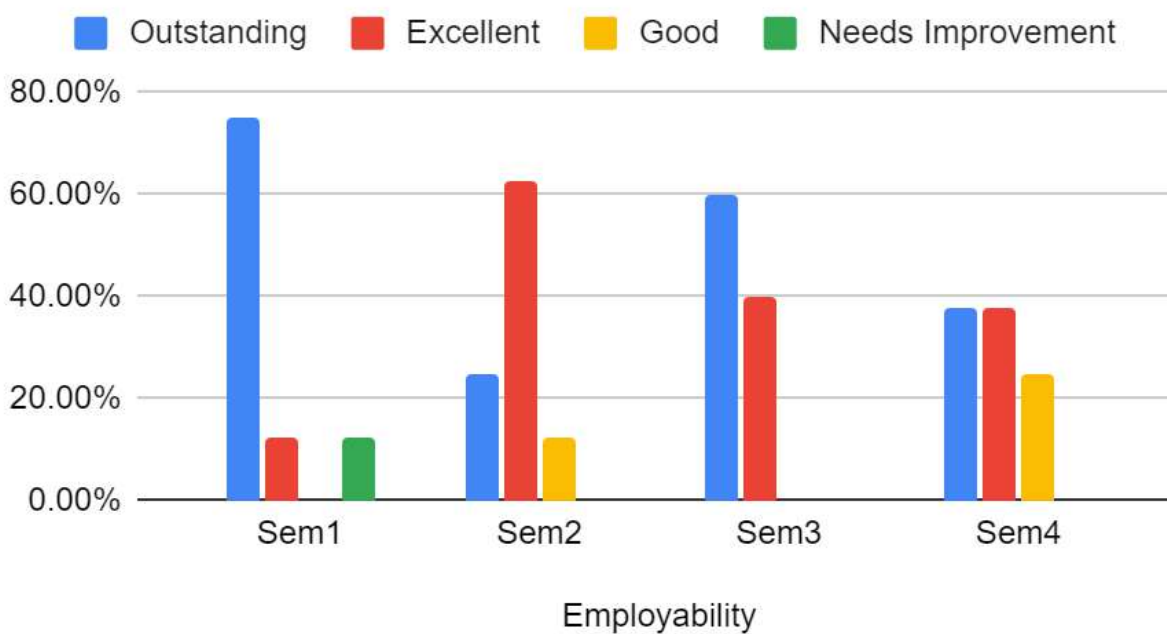
Entrepreneurship Skills



As per the curriculum feedback received from outside college teachers, the syllabus contain outstanding entrepreneurship skills on an average of **100.00%**

Employability				
	Outstanding	Excellent	Good	Needs improvement
Sem1	75.00%	12.50%	0.00%	12.50%
Sem2	25.00%	62.50%	12.50%	0.00%
Sem3	60.00%	40.00%	0.00%	0.00%
Sem4	37.50%	37.50%	25.00%	0.00%
AVERAGE	49.38%	38.13%	9.38%	3.13%
Total (Outstanding Excellent+Good)	96.88%			

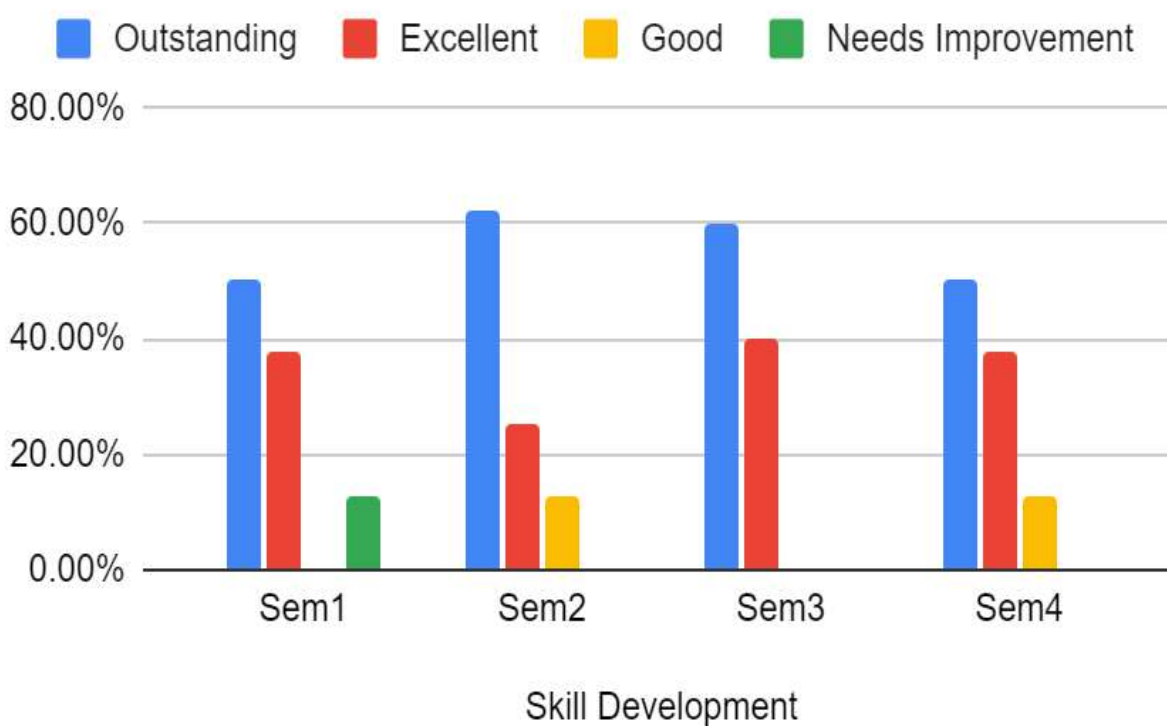
Employability



As per the curriculum feedback received from outside college teachers, the syllabus contain outstanding employability on an average of **96.88%**

Skill Development				
	Outstanding	Excellent	Good	Needs improvement
Sem1	50.00%	37.50%	0.00%	12.50%
Sem2	62.50%	25.00%	12.50%	0.00%
Sem3	60.00%	40.00%	0.00%	0.00%
Sem4	50.00%	37.50%	12.50%	0.00%
AVERAGE	55.63%	35.00%	6.25%	3.13%
Total (Outstanding Excellent+Good)	96.88%			

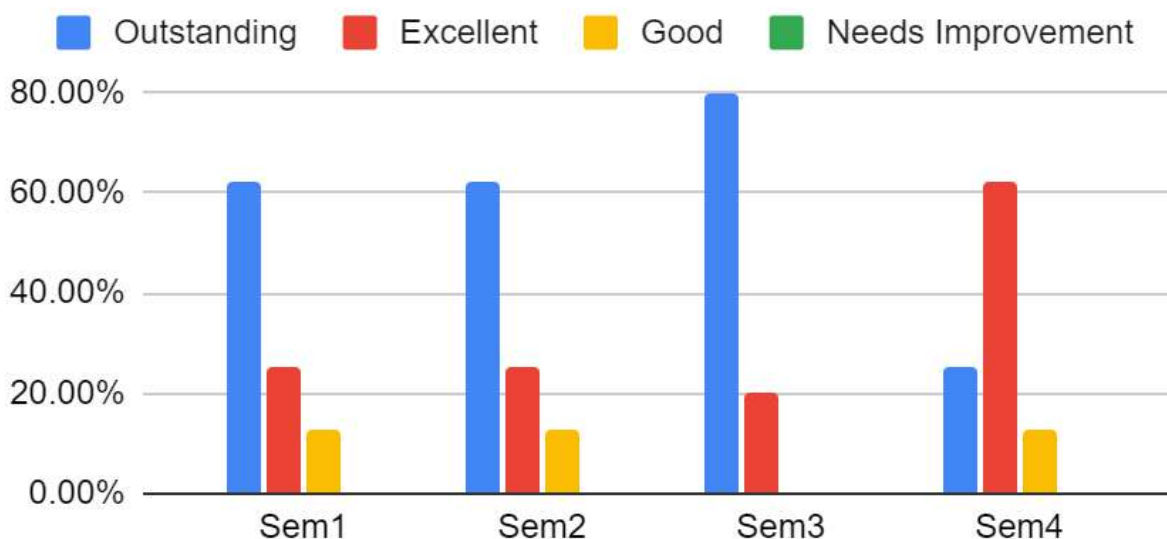
Skill Development



As per the curriculum feedback received from outside college teachers, the syllabus contain outstanding skill development on an average of **96.88%**

Recent Trends in Syllabus				
	Outstanding	Excellent	Good	Needs improvement
Sem1	62.50%	25.00%	12.50%	0.00%
Sem2	62.50%	25.00%	12.50%	0.00%
Sem3	80.00%	20.00%	0.00%	0.00%
Sem4	25.00%	62.50%	12.50%	0.00%
AVERAGE	57.50%	33.13%	9.38%	0.00%
Total (Outstanding Excellent+Good)	100.00%			

Recent Trends in Syllabus



Recent Trends in Syllabus

As per the curriculum feedback received from outside college teachers, the syllabus contain outstanding recent trends on an average of 100.00%

Suggestions

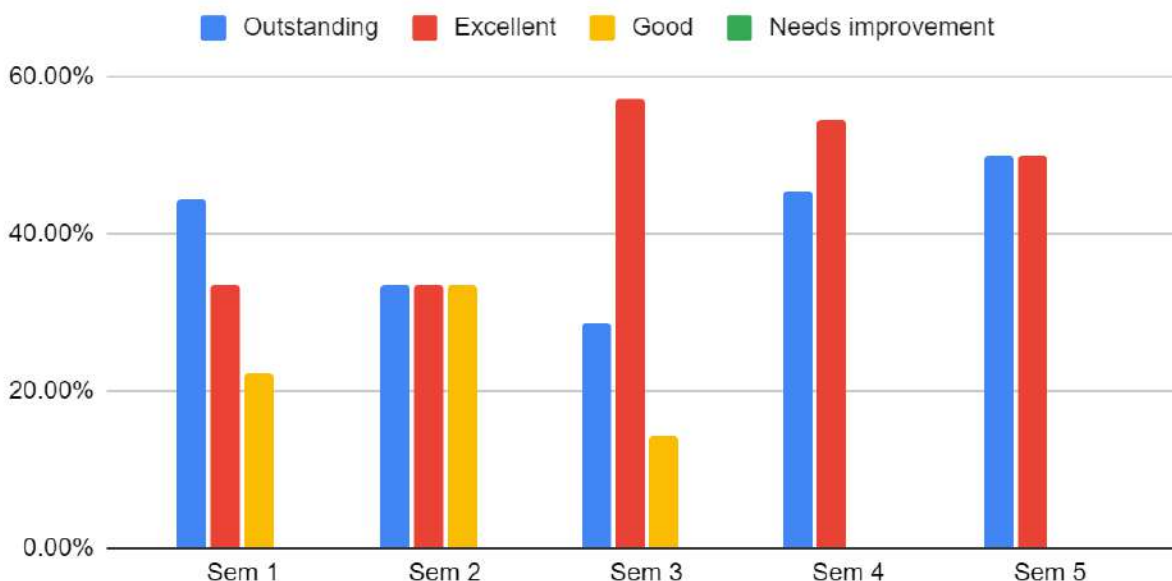
Bachelor of Science in Economics

Year & Semester	Subject Name	Suggestions	Action Taken
FY Sem I	BASIC MATHEMATICAL TECHNIQUES	you may include graphical interpretation of various curves	It is included in the syllabus
FY Sem I	Introduction to Micro Economics	Numerical examples	It is included and will be a part of continuous assessment.
SY Sem III	Demography	Case studies can be added	It is included and will be a part of continuous assessment.
SY Sem IV	Economics of Environment	Core principles of environmental economics can be added	It is included in Module III

3.9 Bachelor of Arts in Multimedia and Mass Communication

Entrepreneurship Skills				
	Outstanding	Excellent	Good	Needs improvement
Sem 1	44.44%	33.33%	22.22%	0.00%
Sem 2	33.33%	33.33%	33.33%	0.00%
Sem 3	28.57%	57.14%	14.29%	0.00%
Sem 4	45.45%	54.55%	0.00%	0.00%
Sem 5	50.00%	50.00%	0.00%	0.00%
Average	40.36%	45.67%	13.97%	0.00%
Total (Outstanding Excellent+Good)	100.00%			

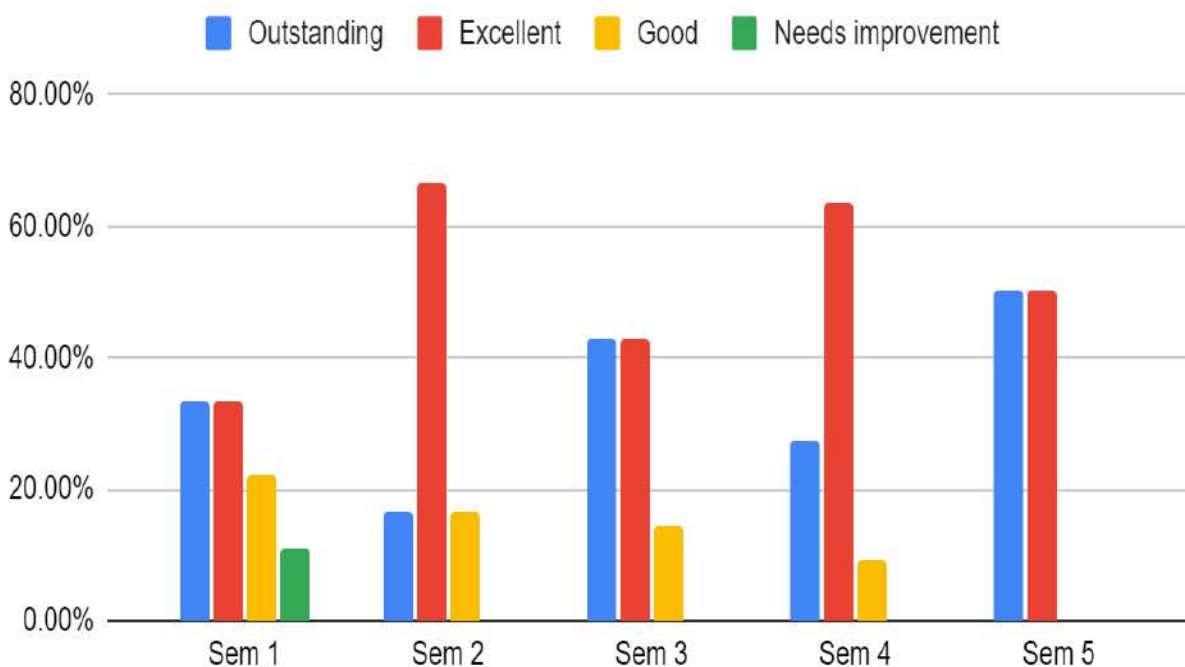
Entrepreneurship Skills



As per the curriculum feedback received from outside college teachers, the syllabus contain outstanding entrepreneurship skills on an average of **100.00%**

Employability				
	Outstanding	Excellent	Good	Needs improvement
Sem 1	33.33%	33.33%	22.22%	11.11%
Sem 2	16.67%	66.67%	16.67%	0.00%
Sem 3	42.86%	42.86%	14.29%	0.00%
Sem 4	27.27%	63.64%	9.09%	0.00%
Sem 5	50.00%	50.00%	0.00%	0.00%
Average	34.03%	51.30%	12.45%	2.22%
Total (Outstanding Excellent+Good)	97.78%			

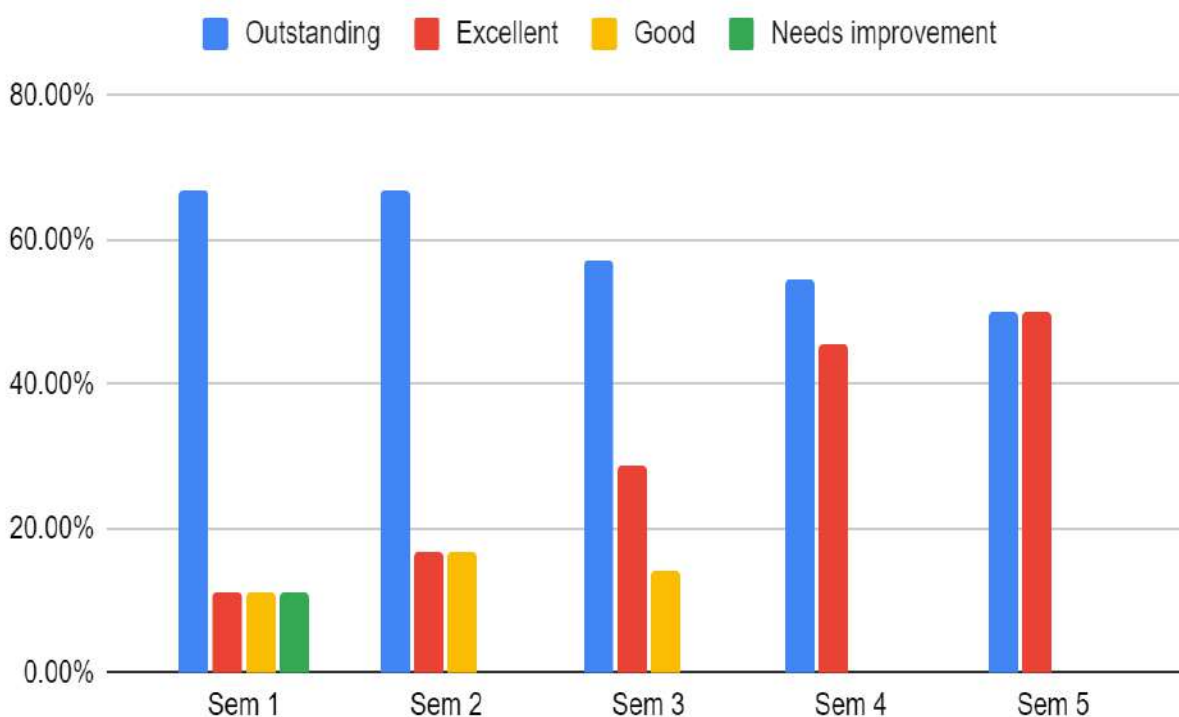
Employability



As per the curriculum feedback received from outside college teachers, the syllabus contains outstanding employability on an average of **97.78%**.

Skill Development				
	Outstanding	Excellent	Good	Needs improvement
Sem 1	66.67%	11.11%	11.11%	11.11%
Sem 2	66.67%	16.67%	16.67%	0.00%
Sem 3	57.14%	28.57%	14.29%	0.00%
Sem 4	54.55%	45.45%	0.00%	0.00%
Sem 5	50.00%	50.00%	0.00%	0.00%
Average	59.00%	30.36%	8.41%	2.22%
Total (Outstanding Excellent+Good)	97.78%			

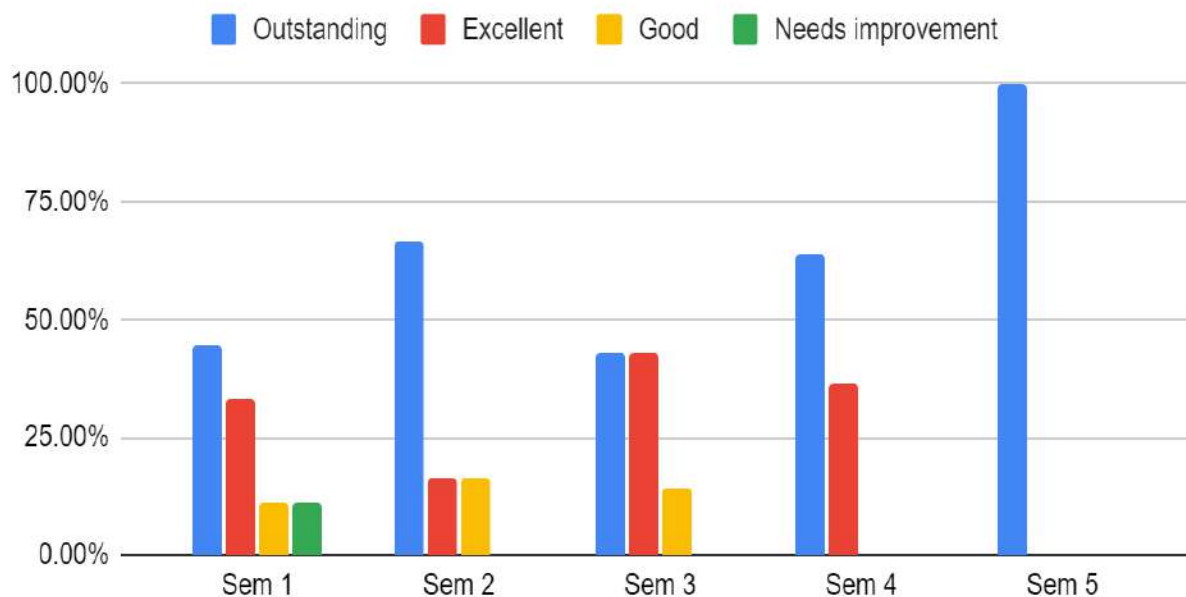
Skill Development



As per the curriculum feedback received from outside college teachers, the syllabus contain outstanding skill development on an average of **97.78%**

Recent Trends in Syllabus				
	Outstanding	Excellent	Good	Needs improvement
Sem 1	44.44%	33.33%	11.11%	11.11%
Sem 2	66.67%	16.67%	16.67%	0.00%
Sem 3	42.86%	42.86%	14.29%	0.00%
Sem 4	63.64%	36.36%	0.00%	0.00%
Sem 5	100.00%	0.00%	0.00%	0.00%
Average	63.52%	25.84%	8.41%	2.22%
	97.78%			

Recent Trends in Syllabus



As per the curriculum feedback received from outside college teachers, the syllabus contain outstanding recent trends on an average of **97.78%**

Suggestions

Bachelor of Arts in Multimedia and Mass Communication

Year & Semester	Subject Name	Suggestions	Action Taken
FY Sem II	Introduction to Event Management	Audio-Visual Production could be added	Suggestion already included hence no action required
SY Sem III	Consumer Behaviour	Rural consumer behavior can also be included	Already included

3.10 Bachelor of Business Administration

Entrepreneurship Skills				
	Outstanding	Excellent	Good	Needs improvement
Sem1	0.00%	0.00%	50.00%	50.00%
Sem2	0.00%	25.00%	50.00%	25.00%
AVERAGE	0.00%	12.50%	50.00%	37.50%
Total (Outstanding Excellent+Good)	62.50%			

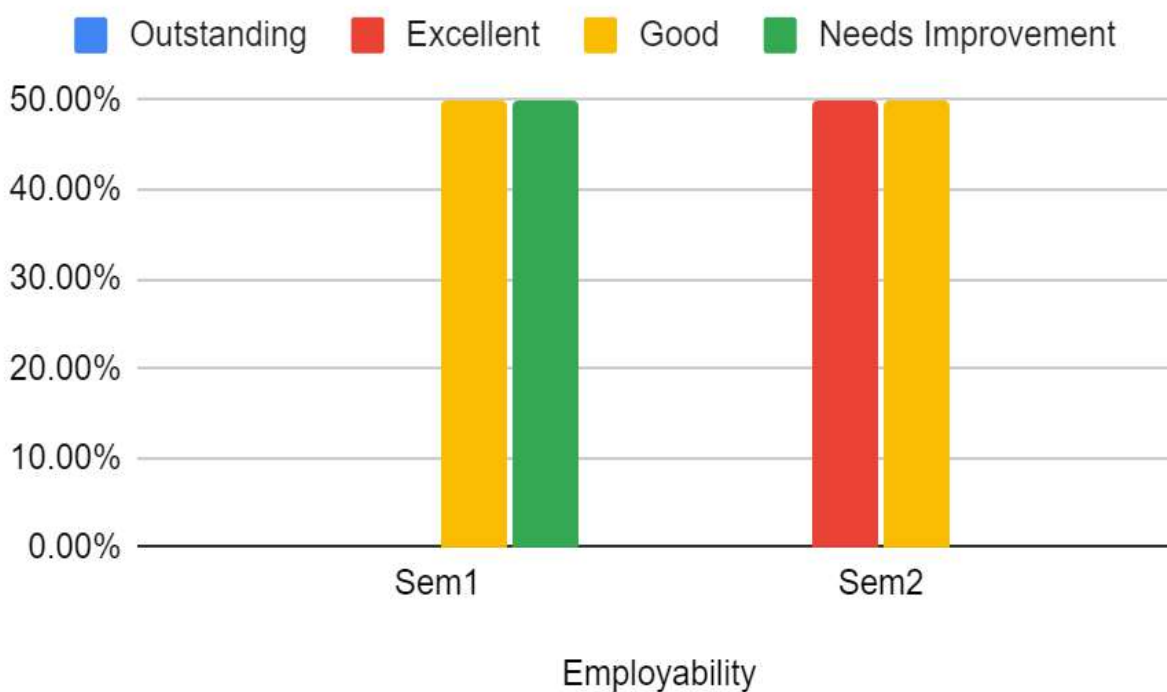
Entrepreneurship Skills



As per the curriculum feedback received from outside college teachers, the syllabus contain outstanding entrepreneurship skills on an average of **62.50%**

Employability				
	Outstanding	Excellent	Good	Needs improvement
Sem1	0.00%	0.00%	50.00%	50.00%
Sem2	0.00%	50.00%	50.00%	0.00%
AVERAGE	0.00%	25.00%	50.00%	25.00%
Total (Outstanding Excellent+Good)	75.00%			

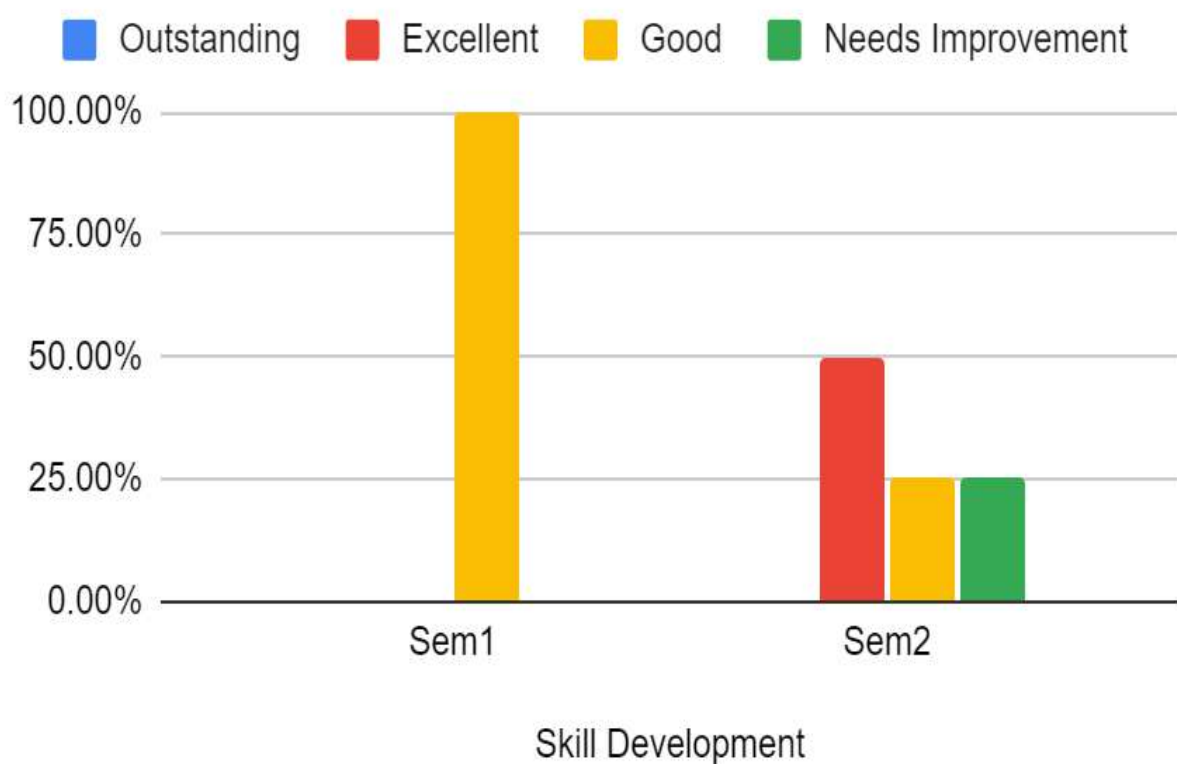
Employability



As per the curriculum feedback received from outside college teachers, the syllabus contains outstanding employability on an average of 75.00%.

Skill Development				
	Outstanding	Excellent	Good	Needs improvement
Sem1	0.00%	0.00%	100.00%	0.00%
Sem2	0.00%	50.00%	25.00%	25.00%
AVERAGE	0.00%	25.00%	62.50%	12.50%
Total (Outstanding Excellent+Good)	87.50%			

Skill Development



As per the curriculum feedback received from outside college teachers, the syllabus contains outstanding skill development on an average of **87.50**.

Recent Trends in Syllabus				
	Outstanding	Excellent	Good	Needs improvement
Sem1	0.00%	25.00%	50.00%	25.00%
Sem2	0.00%	25.00%	75.00%	0.00%
AVERAGE	0.00%	25.00%	62.50%	12.50%
Total (Outstanding Excellent+Good)	87.50%			

Recent Trends in Syllabus



Recent Trends in Syllabus

As per the curriculum feedback received from outside college teachers, the syllabus contain outstanding recent trends on an average of **87.50%**.

Suggestions

Bachelor of Business Administration

Year & Semester	Subject Name	Suggestions	Action Taken
FY Sem I	Financial Accounting	Company Final Accounts should be included in the syllabus	Suggestion already implemented & hence no action required
FY Sem I	Sustainable Development with Tourism and Culture	The syllabus needs substantial improvement as it fails to include the key concepts related to cultural theories and its implications on sustainable tourism development.	Suggestion already implemented & hence no action required

3.11 Fashion Design and Technology

Entrepreneurship Skills				
	Outstanding	Excellent	Good	Needs improvement
Sem 1	16.67%	16.67%	16.67%	50.00%
Sem 2	33.33%	0.00%	16.67%	50.00%
Average	25.00%	8.33%	16.67%	50.00%
Total (Outstanding Excellent+Good)	50.00%			

Rank the course contents on the basis of following criteria: [Entrepreneurship Skills]



As per the curriculum feedback received from outside college teachers, the syllabus contain outstanding entrepreneurship skills on an average of **50.00%**

Employability				
	Outstanding	Excellent	Good	Needs improvement
Sem 1	33.33%	0.00%	16.67%	50.00%
Sem 2	33.33%	0.00%	16.67%	50.00%
Average	33.33%	0.00%	16.67%	50.00%
Total (Outstanding Excellent+Good)	50.00%			

Rank the course contents on the basis of following criteria: [Employability]



As per the curriculum feedback received from outside college teachers, the syllabus contain outstanding employability on an average of **50.00%**

Skill Development				
	Outstanding	Excellent	Good	Needs improvement
Sem 1	33.33%	16.67%	0.00%	50.00%
Sem 2	33.33%	0.00%	33.33%	33.33%
Average	33.33%	8.33%	16.67%	41.67%
Total (Outstanding Excellent+Good)	58.33%			

Rank the course contents on the basis of following criteria: [Skill Development]



As per the curriculum feedback received from outside college teachers, the syllabus contain outstanding skill development on an average of **58.33%**

Recent Trends in Syllabus				
	Outstanding	Excellent	Good	Needs improvement
Sem 1	33.33%	16.67%	16.67%	33.33%
Sem 2	33.33%	0.00%	33.33%	33.33%
Average	33.33%	8.33%	25.00%	33.33%
Total (Outstanding Excellent+Good)	66.67%			

Rank the course contents on the basis of following criteria: [Recent Trends in Syllabus]



As per the curriculum feedback received from outside college teachers, the syllabus contain outstanding recent trends on an average of **66.67%**

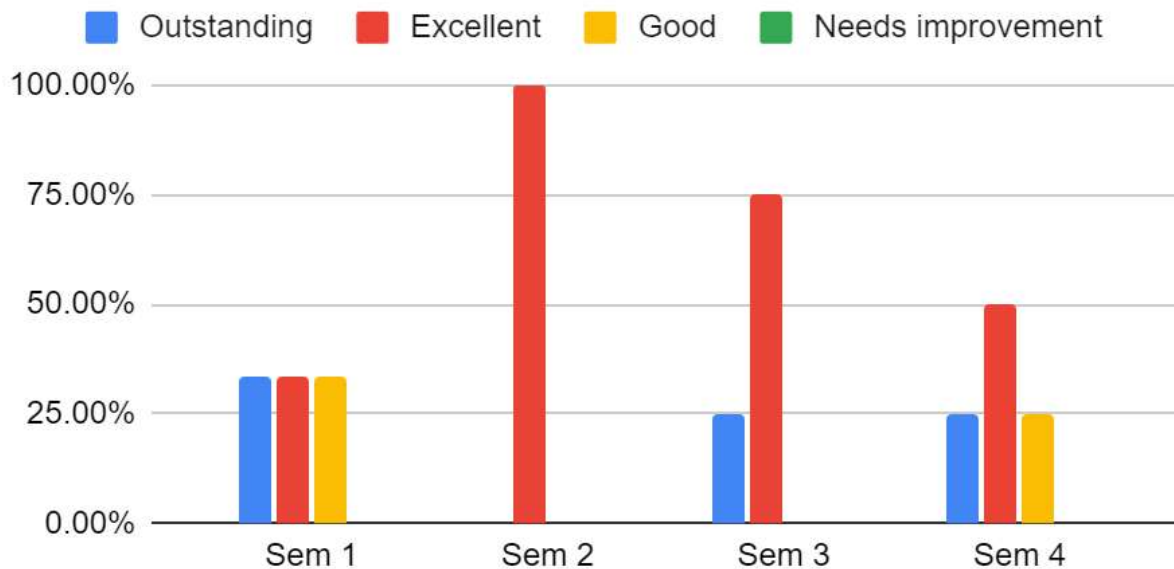
Suggestions
Fashion Design and Technology

Year & Semester	Subject Name	Suggestions	Action Taken
FY Sem I	Pattern making and garment construction	Introduce more platforms for students.	Introduced updated knowledge of sewing machines in garment construction and field visit at manufacturing unit and production houses.
FY Sem I	Fashion illustration	What industry demand from them practically need to improve in this	In subject topics are updated according to industry requirements.

3.12 Master of Arts in Mass communication & Journalism

Entrepreneurship Skills				
	Outstanding	Excellent	Good	Needs improvement
Sem 1	33.33%	33.33%	33.33%	0.00%
Sem 2	0.00%	100.00%	0.00%	0.00%
Sem 3	25.00%	75.00%	0.00%	0.00%
Sem 4	25.00%	50.00%	25.00%	0.00%
Average	20.83%	64.58%	14.58%	0.00%
Total (Outstanding Excellent+Good)	100.00%			

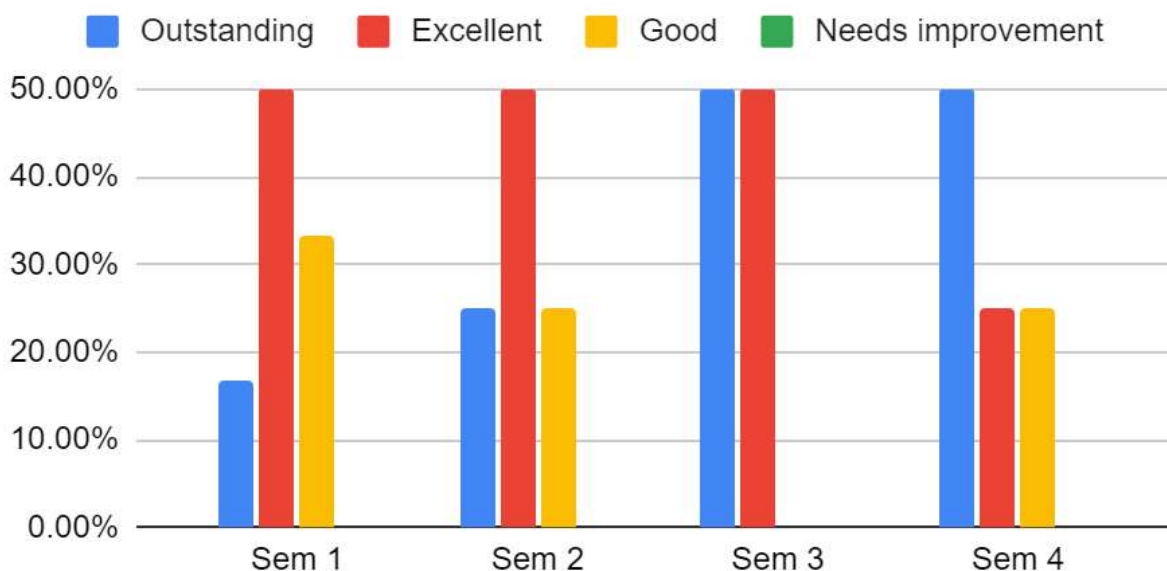
Rank the course contents on the basis of following criteria: [Entrepreneurship Skills]



As per the curriculum feedback received from outside college teachers, the syllabus contain outstanding recent trends on an average of **100.00%**

Employability				
	Outstanding	Excellent	Good	Needs improvement
Sem 1	16.67%	50.00%	33.33%	0.00%
Sem 2	25.00%	50.00%	25.00%	0.00%
Sem 3	50.00%	50.00%	0.00%	0.00%
Sem 4	50.00%	25.00%	25.00%	0.00%
Average	35.42%	43.75%	20.83%	0.00%
Total (Outstanding Excellent+Good)	100.00%			

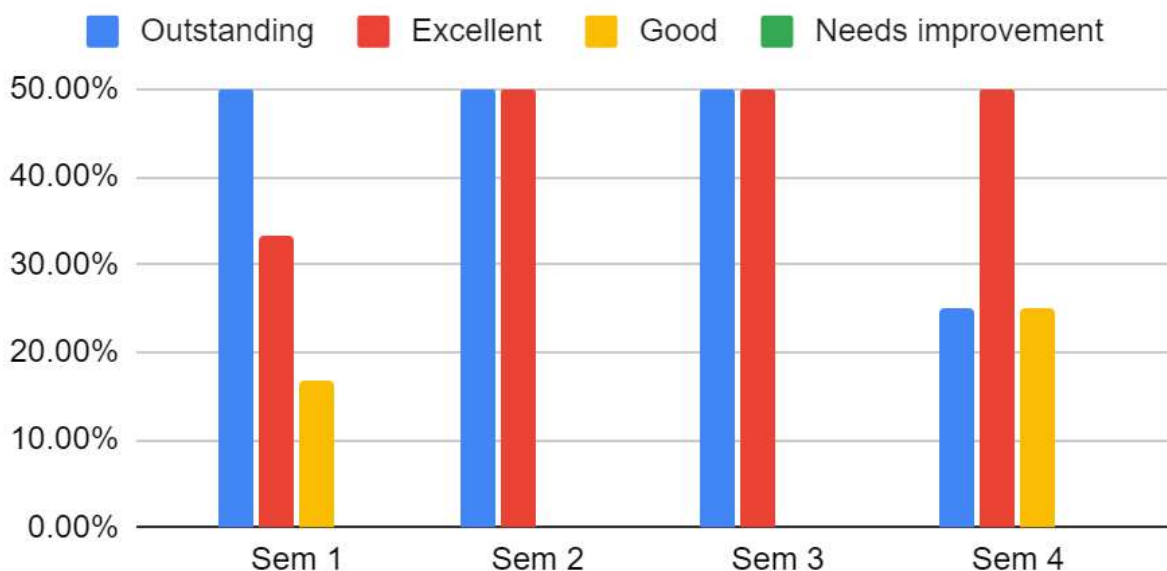
Rank the course contents on the basis of following criteria: [Employability]



As per the curriculum feedback received from outside college teachers, the syllabus contains outstanding employability on an average of **100.00%**.

Skill Development				
	Outstanding	Excellent	Good	Needs improvement
Sem 1	50.00%	33.33%	16.67%	0.00%
Sem 2	50.00%	50.00%	0.00%	0.00%
Sem 3	50.00%	50.00%	0.00%	0.00%
Sem 4	25.00%	50.00%	25.00%	0.00%
Average	43.75%	45.83%	10.42%	0.00%
Total (Outstanding Excellent+Good)	100.00%			

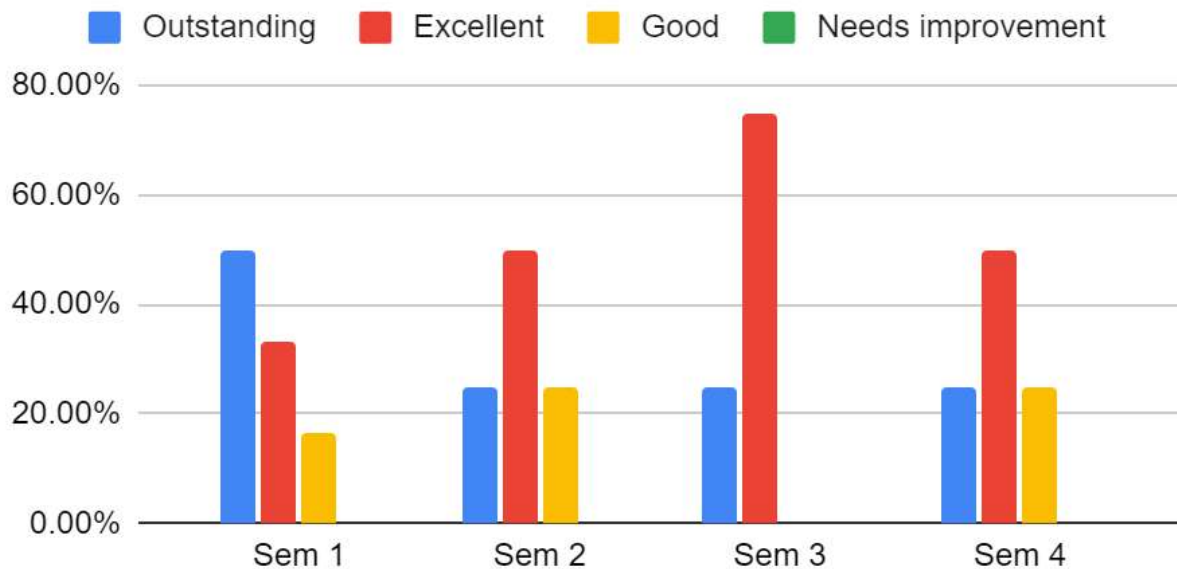
Rank the course contents on the basis of following criteria: [Skill Development]



As per the curriculum feedback received from outside college teachers, the syllabus contain outstanding skill development on an average of **100.00%**

Recent Trends in Syllabus				
	Outstanding	Excellent	Good	Needs improvement
Sem 1	50.00%	33.33%	16.67%	0.00%
Sem 2	25.00%	50.00%	25.00%	0.00%
Sem 3	25.00%	75.00%	0.00%	0.00%
Sem 4	25.00%	50.00%	25.00%	0.00%
Average	31.25%	52.08%	16.67%	0.00%
Total (Outstanding Excellent+Good)	100.00%			

Rank the course contents on the basis of following criteria: [Recent Trends in Syllabus]



As per the curriculum feedback received from outside college teachers, the syllabus contain outstanding recent trends on an average of **100.00%**

Suggestion

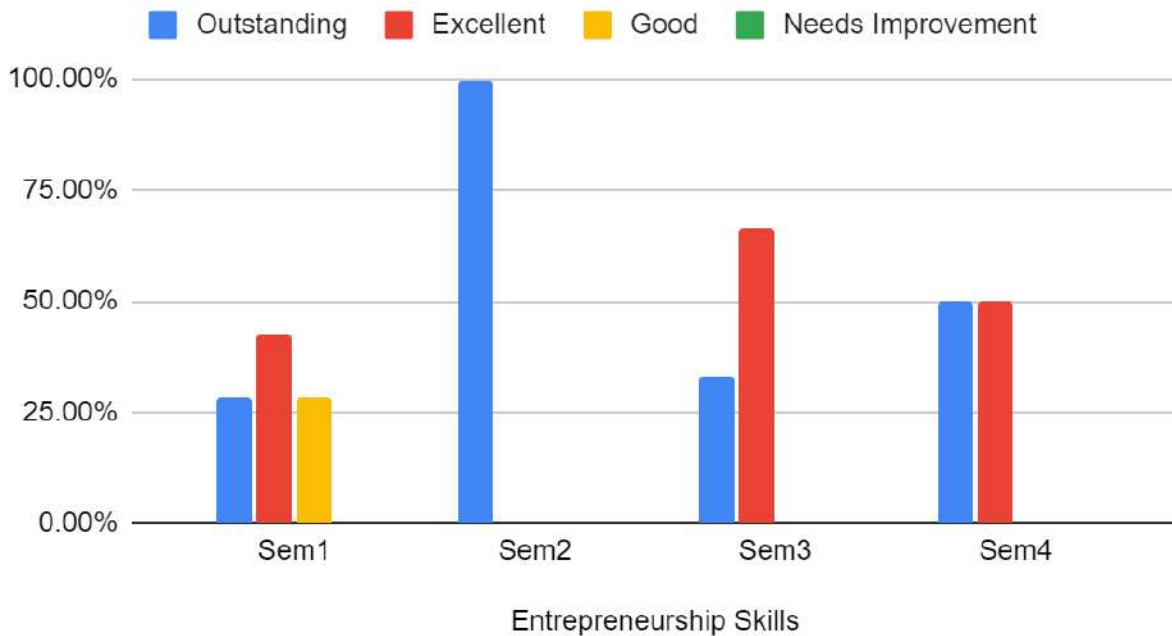
Master of Arts in Mass communication & Journalism

Year & Semester	Subject Name	Suggestions	Action Taken
		No Suggestions	

3.13 Master of Commerce

Entrepreneurship Skills				
	Outstanding	Excellent	Good	Needs Improvement
Sem1	28.57%	42.86%	28.57%	0.00%
Sem2	100.00%	0.00%	0.00%	0.00%
Sem3	33.33%	66.67%	0.00%	0.00%
Sem4	50.00%	50.00%	0.00%	0.00%
Average	52.98%	39.88%	7.14%	0.00%
Total (Outstanding Excellent+Good)	100.00%			

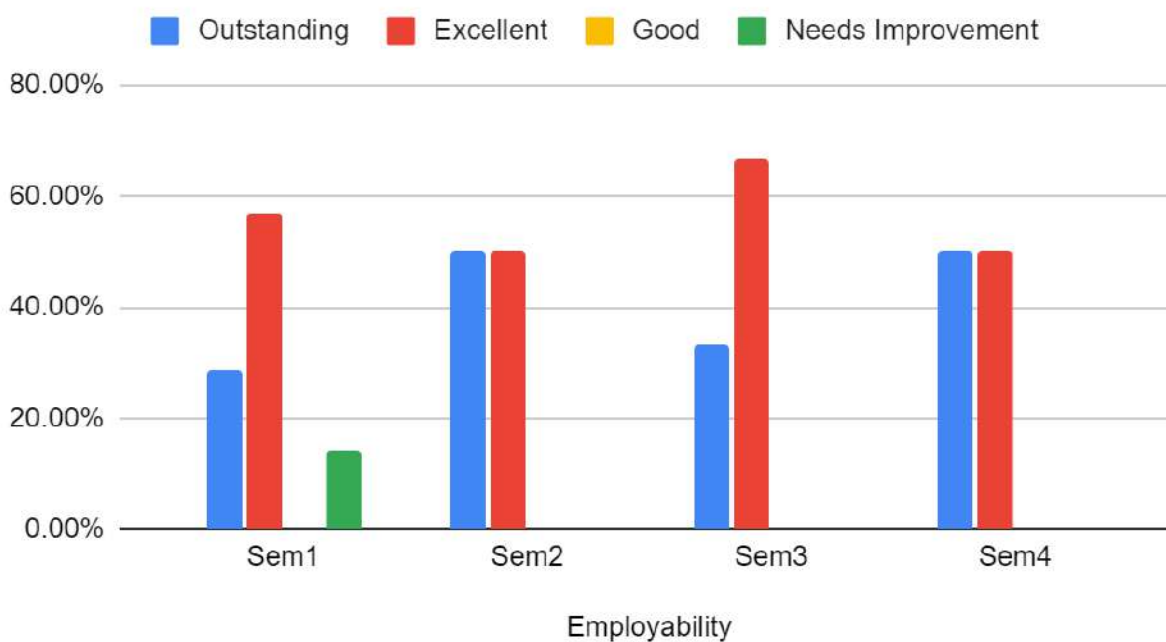
Entrepreneurship Skills



As per the curriculum feedback received from outside college teachers, the syllabus contain outstanding entrepreneurship skills on an average of **100.00%**

Employability				
	Outstanding	Excellent	Good	Needs Improvement
Sem1	28.57%	57.14%	0.00%	14.29%
Sem2	50.00%	50.00%	0.00%	0.00%
Sem3	33.33%	66.67%	0.00%	0.00%
Sem4	50.00%	50.00%	0.00%	0.00%
Average	40.48%	55.95%	0.00%	3.57%
Total (Outstanding Excellent+Good)	96.43%			

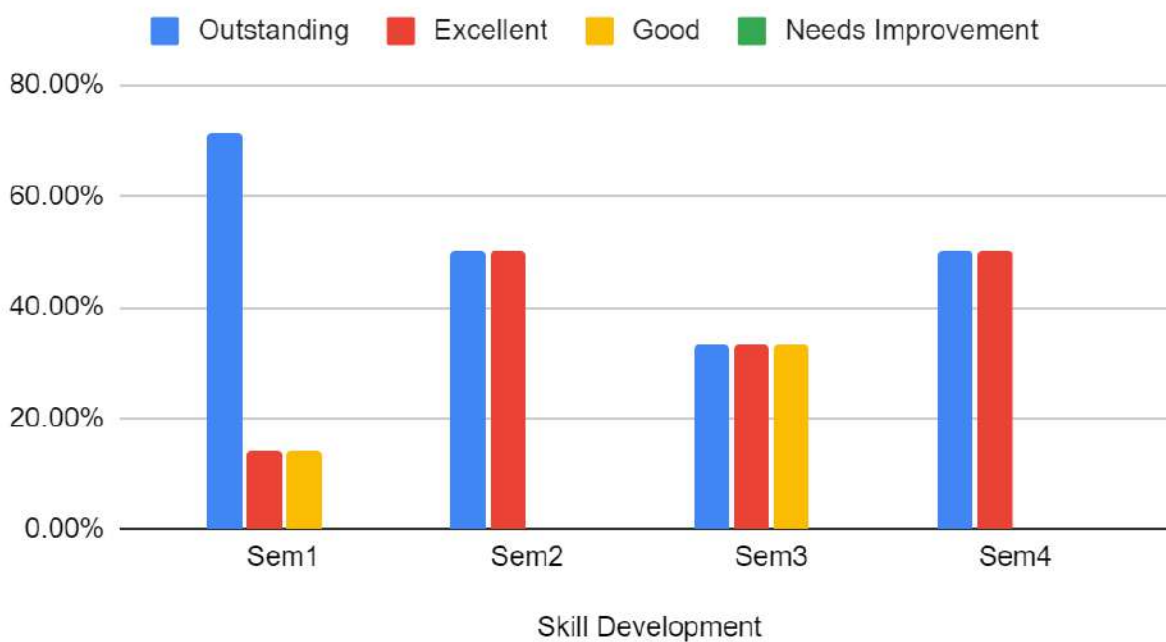
Employability



As per the curriculum feedback received from outside college teachers, the syllabus contain outstanding employability on an average of **96.43%**

Skill Development				
	Outstanding	Excellent	Good	Needs Improvement
Sem1	71.43%	14.29%	14.29%	0.00%
Sem2	50.00%	50.00%	0.00%	0.00%
Sem3	33.33%	33.33%	33.33%	0.00%
Sem4	50.00%	50.00%	0.00%	0.00%
Average	51.19%	36.90%	11.90%	0.00%
Total (Outstanding Excellent+Good)	100.00%			

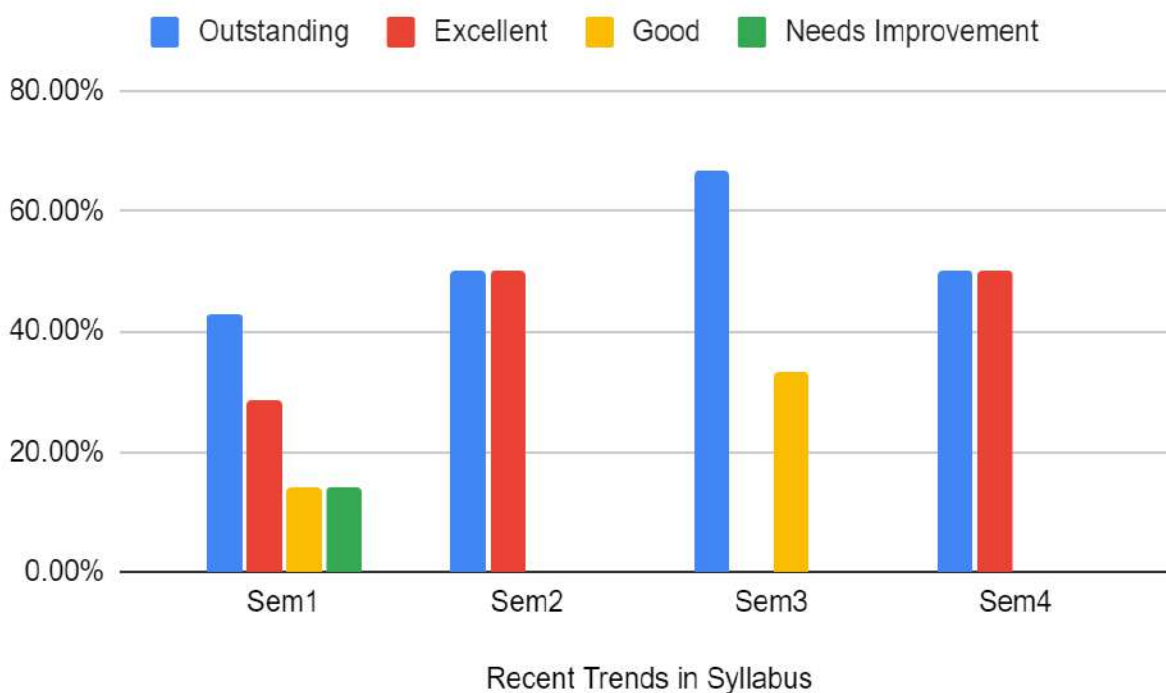
Skill Development



As per the curriculum feedback received from outside college teachers, the syllabus contain outstanding skill development on an average of **100.00%**

Recent Trends in Syllabus				
	Outstanding	Excellent	Good	Needs Improvement
Sem1	42.86%	28.57%	14.29%	14.29%
Sem2	50.00%	50.00%	0.00%	0.00%
Sem3	66.67%	0.00%	33.33%	0.00%
Sem4	50.00%	50.00%	0.00%	0.00%
Average	52.38%	32.14%	11.90%	3.57%
Total (Outstanding Excellent+Good)	96.43%			

Recent Trends in Syllabus



As per the curriculum feedback received from outside college teachers, the syllabus contain outstanding recent trends on an average of **96.43%**

Suggestions

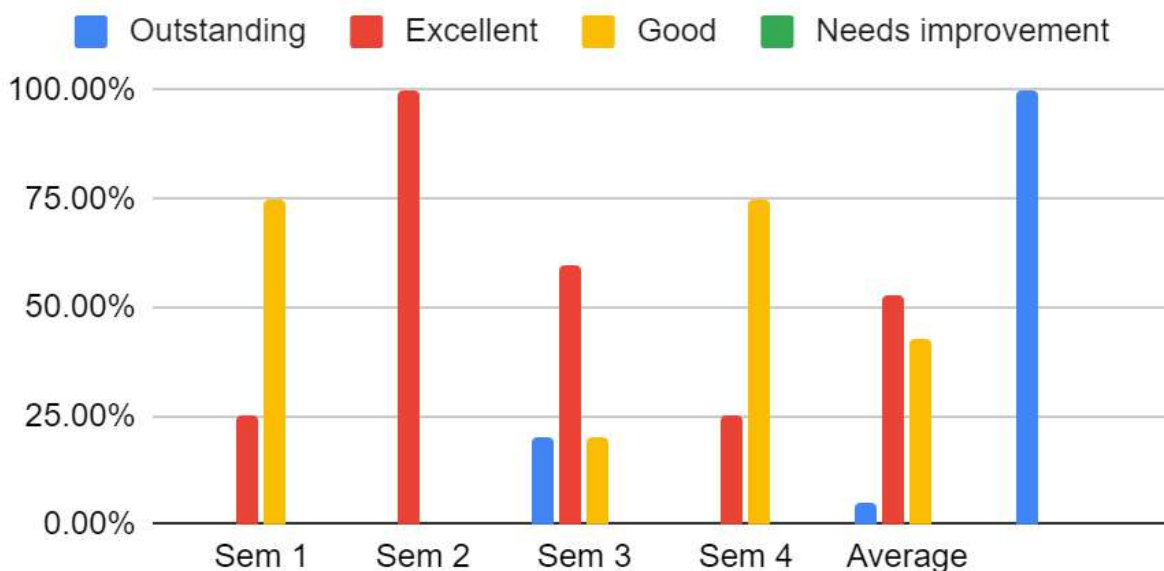
Master of Commerce

Year & Semester	Subject Name	Suggestions,	Action Taken
FY Sem I	Cost and management accounts	Emerging Techniques in costing along with practical exposure should be implemented to enhance the skill set of students for better employability	Emerging techniques are incorporated
FY Sem II	Business economics	Consider NEP 2020 for the next revision in the syllabus	Economics syllabus is updated with NEP considerations
SY Sem III	Advanced Cost Accounting	Internship should promote	Internship is incorporated in sem IV
SY Sem IV	Financial Management	Where ever possible assigned field project	Filed projects are incorporated as a part of CA 2

3.14 Master of Science in Biotechnology

Entrepreneurship Skills				
	Outstanding	Excellent	Good	Needs improvement
Sem 1	0.00%	25.00%	75.00%	0.00%
Sem 2	0.00%	100.00%	0.00%	0.00%
Sem 3	20.00%	60.00%	20.00%	0.00%
Sem 4	0.00%	25.00%	75.00%	0.00%
Average	5.00%	52.50%	42.50%	0.00%
Total (Outstanding Excellent+Good)	100.00%			

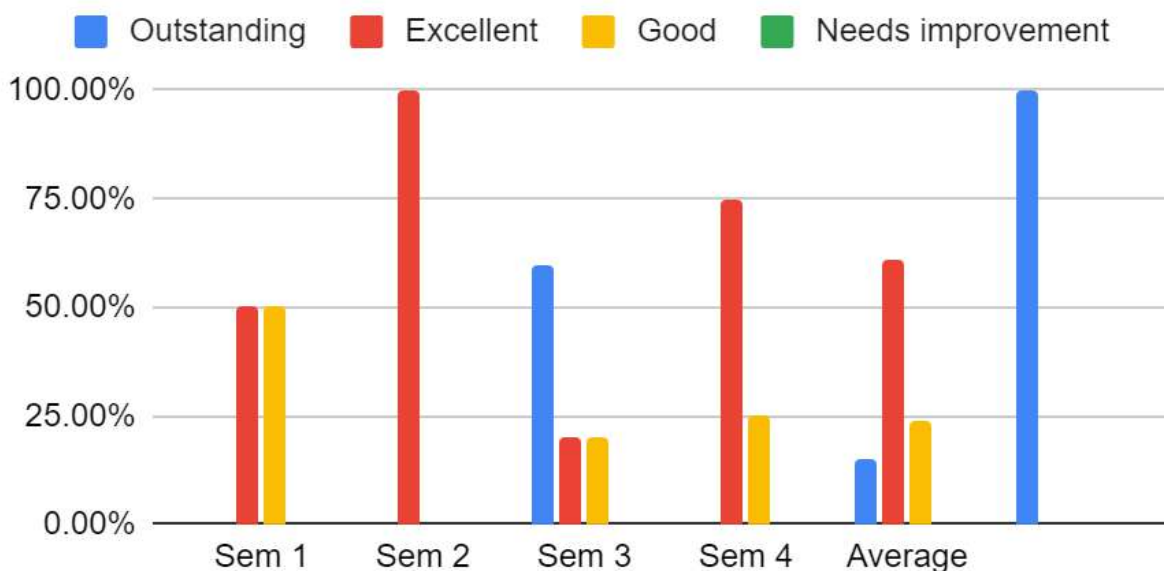
Rank the course contents on the basis of following criteria: [Entrepreneurship Skills]



As per the curriculum feedback received from outside college teachers, the syllabus contain outstanding entrepreneurship skills on an average of **100.00%**

Employability				
	Outstanding	Excellent	Good	Needs improvement
Sem 1	0.00%	50.00%	50.00%	0.00%
Sem 2	0.00%	100.00%	0.00%	0.00%
Sem 3	60.00%	20.00%	20.00%	0.00%
Sem 4	0.00%	75.00%	25.00%	0.00%
Average	15.00%	61.25%	23.75%	0.00%
Total (Outstanding Excellent+Good)	100.00%			

Rank the course contents on the basis of following criteria: [Employability]



As per the curriculum feedback received from outside college teachers, the syllabus contain outstanding employability on an average of **100.00%**

Skill Development				
	Outstanding	Excellent	Good	Needs improvement
Sem 1	25.00%	50.00%	25.00%	0.00%
Sem 2	0.00%	100.00%	0.00%	0.00%
Sem 3	40.00%	60.00%	0.00%	0.00%
Sem 4	25.00%	50.00%	25.00%	0.00%
Average	22.50%	65.00%	12.50%	0.00%
Total (Outstanding+Excellent+Good)	100.00%			

Rank the course contents on the basis of following criteria: [Skill Development]



As per the curriculum feedback received from outside college teachers, the syllabus contains outstanding skill development on an average of **100.00%**.

Recent Trends in Syllabus				
	Outstanding	Excellent	Good	Needs improvement
Sem 1	25.00%	50.00%	25.00%	0.00%
Sem 2	0.00%	100.00%	0.00%	0.00%
Sem 3	40.00%	20.00%	0.00%	0.00%
Sem 4	25.00%	50.00%	25.00%	0.00%
Average	32.50%	55.00%	12.50%	0.00%
Total (Outstanding Excellent+Good)	100.00%			

Rank the course contents on the basis of following criteria: [Recent Trends in Syllabus]



As per the curriculum feedback received from outside college teachers, the syllabus contain outstanding recent trends on an average of **100.00%**

Suggestions

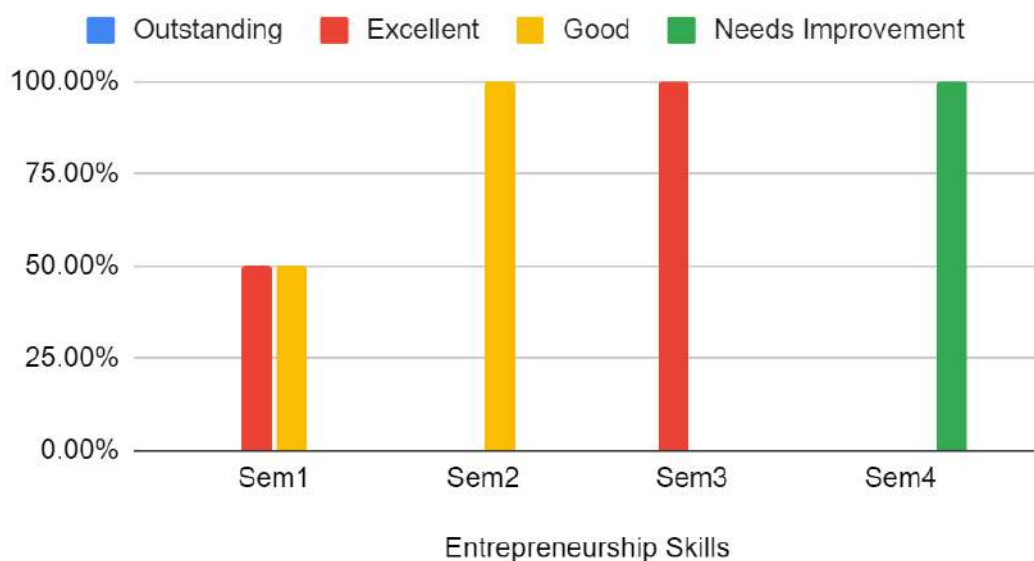
Master of Science in Biotechnology

Year & Semester	Subject Name	Suggestions, if any	Action Taken
		No Suggestions	

3.15 Master of Science in Information Technology

Entrepreneurship Skills				
	Outstanding	Excellent	Good	Needs improvement
Sem1	0.00%	50.00%	50.00%	0.00%
Sem2	0.00%	0.00%	100.00%	0.00%
Sem3	0.00%	100.00%	0.00%	0.00%
Sem4	0.00%	0.00%	0.00%	100.00%
AVERAGE	0.00%	37.50%	37.50%	25.00%
Total (Outstanding Excellent+Good)	75.00%			

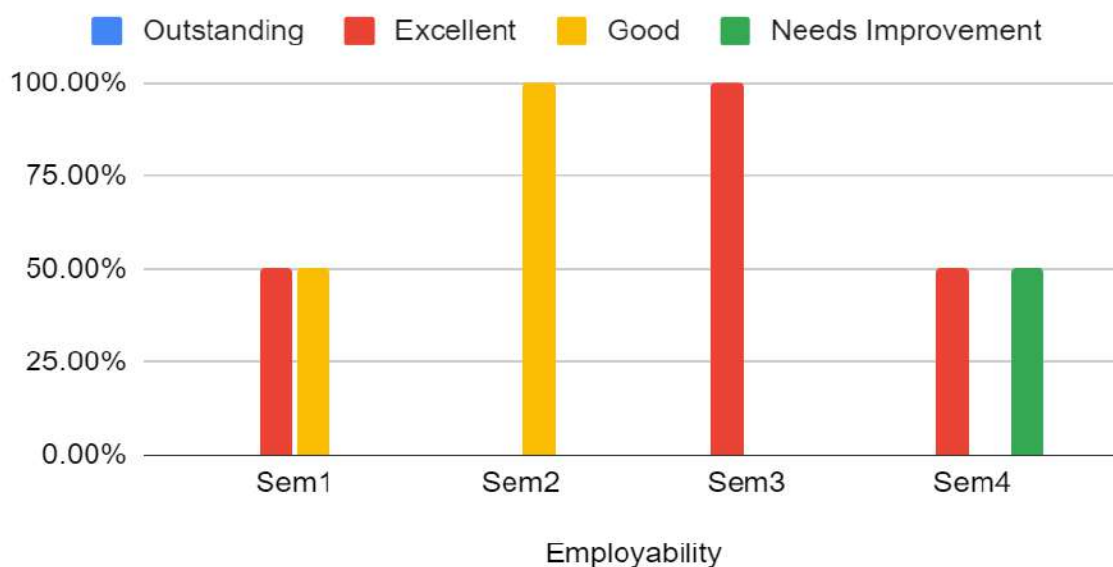
Entrepreneurship Skills



As per the curriculum feedback received from outside college teachers, the syllabus contain excellent entrepreneurship skills on an average of **75.00%**

Employability				
	Outstanding	Excellent	Good	Needs improvement
Sem1	0.00%	50.00%	50.00%	0.00%
Sem2	0.00%	0.00%	100.00%	0.00%
Sem3	0.00%	100.00%	0.00%	0.00%
Sem4	0.00%	50.00%	0.00%	50.00%
AVERAGE	0.00%	50.00%	37.50%	12.50%
Total (Outstanding Excellent+Good)	87.50%			

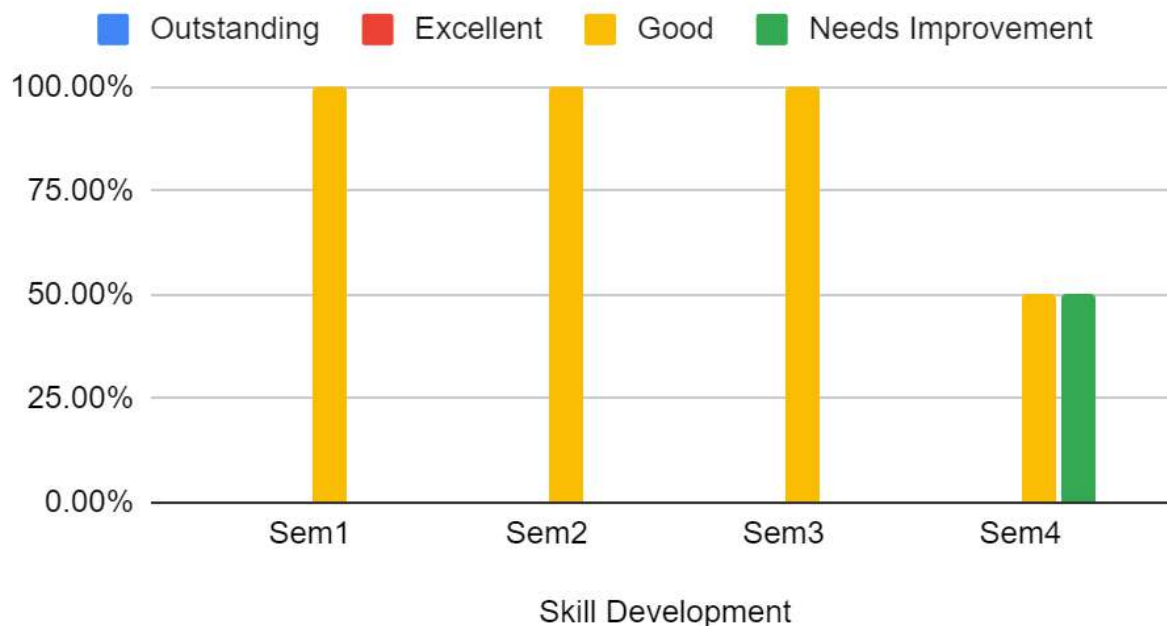
Employability



As per the curriculum feedback received from outside college teachers, the syllabus contains excellent employability on an average of **87.50%**

Skill Development				
	Outstanding	Excellent	Good	Needs improvement
Sem1	0.00%	0.00%	100.00%	0.00%
Sem2	0.00%	0.00%	100.00%	0.00%
Sem3	0.00%	0.00%	100.00%	0.00%
Sem4	0.00%	0.00%	50.00%	50.00%
AVERAGE	0.00%	0.00%	87.50%	12.50%
Total (Outstanding Excellent+Good)	87.50%			

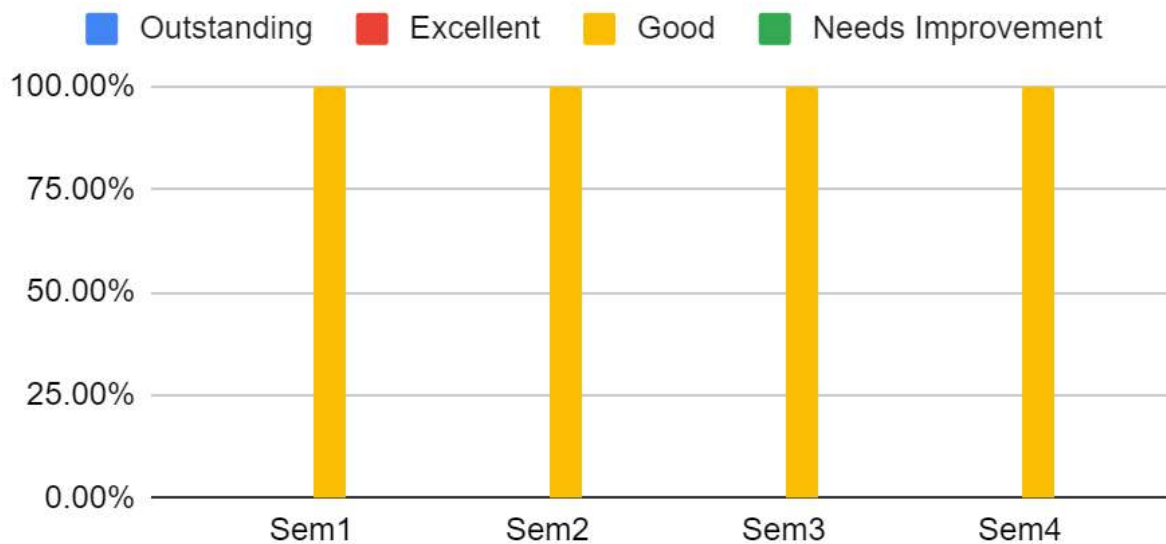
Skill Development



As per the curriculum feedback received from outside college teachers, the syllabus contain outstanding skill development on an average of **87.50%**

Recent Trends in Syllabus				
	Outstanding	Excellent	Good	Needs improvement
Sem1	0.00%	0.00%	100.00%	0.00%
Sem2	0.00%	0.00%	100.00%	0.00%
Sem3	0.00%	0.00%	100.00%	0.00%
Sem4	0.00%	0.00%	100.00%	0.00%
AVERAGE	0.00%	0.00%	100.00%	0.00%
Total (Outstanding Excellent+Good)	100.00%			

Recent Trends in Syllabus



Recent Trends in Syllabus

As per the curriculum feedback received from outside college teachers, the syllabus contains outstanding recent trends on an average of **100.00%**

Suggestions

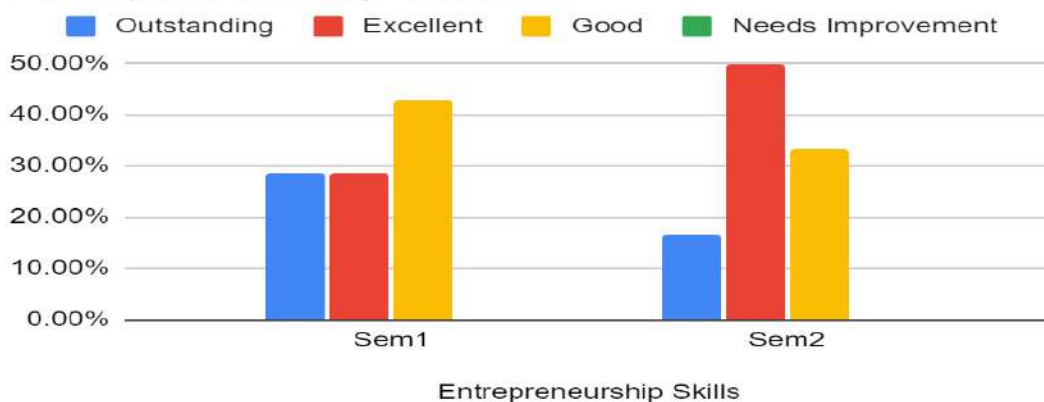
Master of Science in Information Technology

Year & Semester	Subject Name	Suggestions, if any	Action Taken
SY Sem IV	Cloud Computer	Placement guidance	Practical aspect is included in continuous assessment project
SY Sem IV	Machine learning	Can be improvised overall	Practical list is upgraded and approved by BOS

3.16 Master of Science in Data Analytics

Entrepreneurship Skills				
	Outstanding	Excellent	Good	Needs improvement
Sem1	28.57%	28.57%	42.86%	0.00%
Sem2	16.67%	50.00%	33.33%	0.00%
AVERAGE	22.62%	39.29%	38.10%	0.00%
Total (Outstanding Excellent+Good)	100.00%			

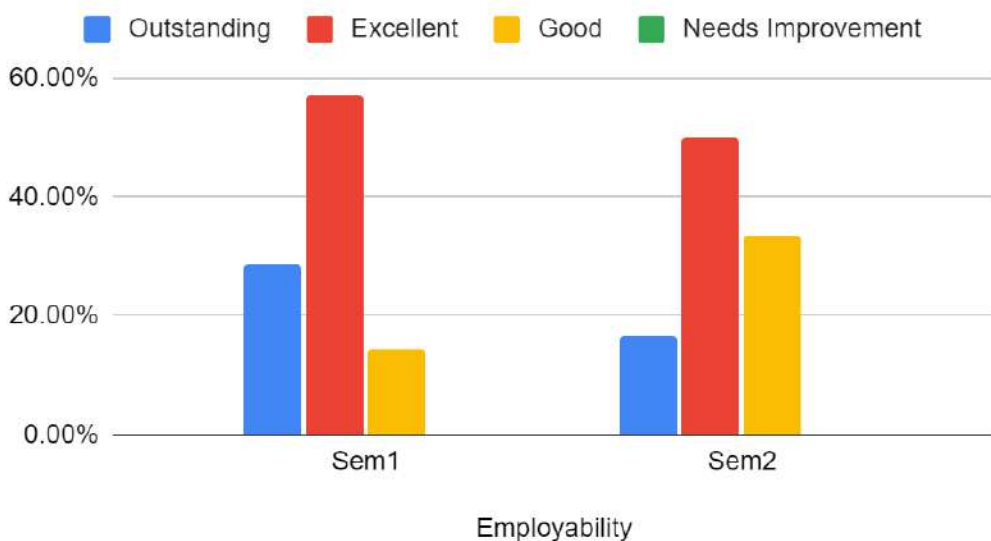
Entrepreneurship Skills



As per the curriculum feedback received from outside college teachers, the syllabus contain outstanding entrepreneurship skills on an average of **100.00%**

Employability				
	Outstanding	Excellent	Good	Needs improvement
Sem1	28.57%	57.14%	14.29%	0.00%
Sem2	16.67%	50.00%	33.33%	0.00%
AVERAGE	22.62%	53.57%	23.81%	0.00%
Total (Outstanding Excellent+Good)	100.00%			

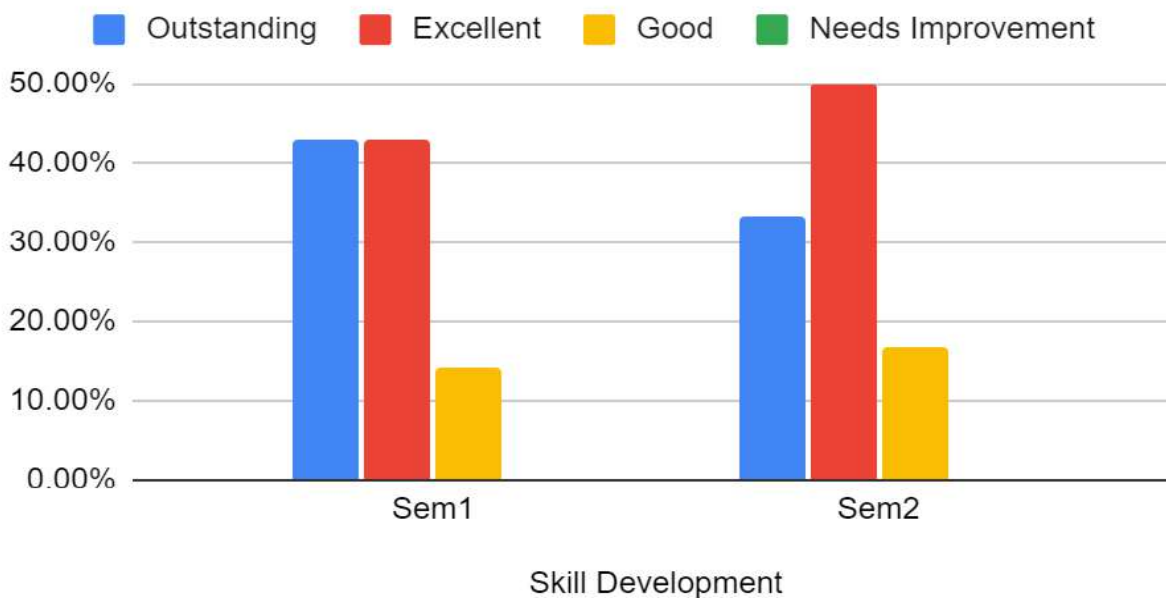
Employability



As per the curriculum feedback received from outside college teachers, the syllabus contain outstanding employability on an average of **100.00%**

Skill Development				
	Outstanding	Excellent	Good	Needs improvement
Sem1	42.86%	42.86%	14.29%	0.00%
Sem2	33.33%	50.00%	16.67%	0.00%
AVERAGE	38.10%	46.43%	15.48%	0.00%
Total (Outstanding Excellent+Good)	100.00%			

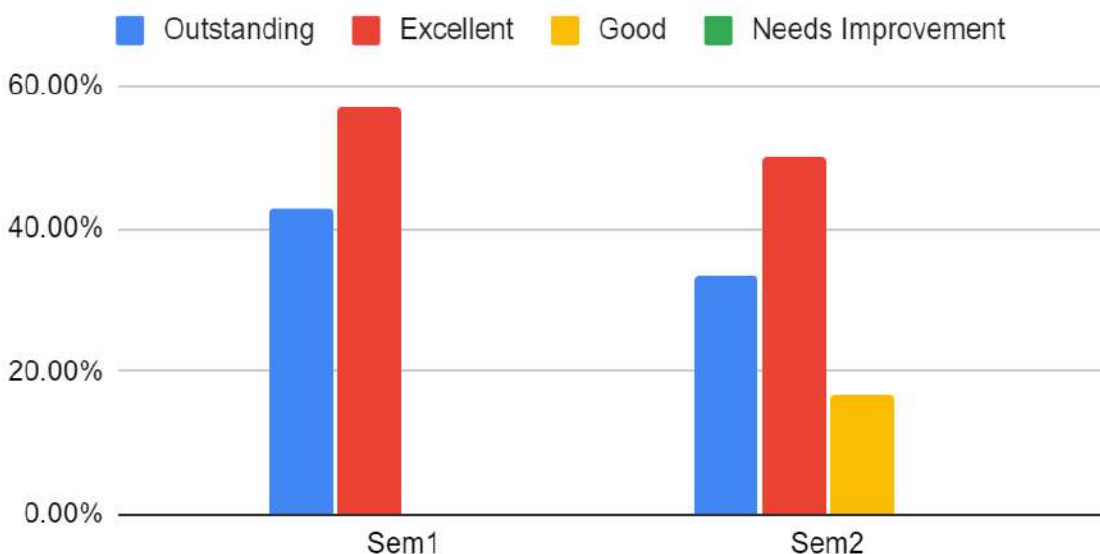
Skill Development



As per the curriculum feedback received from outside college teachers, the syllabus contain outstanding skill development on an average of **100.00%**

Recent Trends in Syllabus				
	Outstanding	Excellent	Good	Needs improvement
Sem1	42.86%	57.14%	0.00%	0.00%
Sem2	33.33%	50.00%	16.67%	0.00%
AVERAGE	38.10%	53.57%	8.33%	0.00%
Total (Outstanding Excellent+Good)	100.00%			

Recent Trends in Syllabus



Recent Trends in Syllabus

As per the curriculum feedback received from outside college teachers, the syllabus contain outstanding recent trends on an average of **100.00%**

Suggestions

Master of Science in Data Analytics

Year & Semester	Subject Name	Suggestions, if any	Action Taken
FY Sem I	Predictive Analytics	1. Supervised and unsupervised learning should contain the latest advanced concepts.	Subject teacher is working on it.
FY Sem II	Cloud Computing	Practical part can be improve	Practical list is upgraded and approved by BOS

Specimen Form1

Section 1 of 2

2022-23 CURRICULUM FEEDBACK OUTSIDE COLLEGE TEACHERS

Academic Year 2021-22

Email *

Valid email

This form is collecting emails. [Change settings](#)

Programme Name *

- B.Com.
- B.A.F.
- B.F.M.
- B.M.S.
- B.A.M.M.C.

- B.Sc.I.T.
- B.Sc.C.S.
- B.Sc.B.T.
- B.Sc. Eco.
- B.B.A.
- M.Sc.B.T.
- M. Com.
- M.A.M.C.J.
- M.Sc.I.T.
- M.Sc.D.A.
- B.Sc.F.D.T.

Year & Semester *

- FY Sem I
- FY Sem II
- SY Sem III
- SY Sem IV
- TY Sem V
- TY Sem VI

Name of the Respondent *

Short answer text

College of Respondent *

Short answer text

Subject Name *

Short answer text

After section 1 Continue to next section

Section 2 of 2

Feedback

Description (optional)



Rank the course contents on the basis of following criteria: *

	Needs Improvement	Good	Excellent	Outstanding
Entrepreneurship S...	<input type="radio"/>	<input type="radio"/>	<input type="radio"/>	<input type="radio"/>
Employability	<input type="radio"/>	<input type="radio"/>	<input type="radio"/>	<input type="radio"/>
Skill Development	<input type="radio"/>	<input type="radio"/>	<input type="radio"/>	<input type="radio"/>
Recent Trends in S...	<input type="radio"/>	<input type="radio"/>	<input type="radio"/>	<input type="radio"/>

Suggestions, if any *

Long answer text



Mahatma Education Society's
Pillai College of Arts, Commerce & Science
(Autonomous)

Affiliated to University of Mumbai
NAAC Accredited 'A' grade (3 cycles)
Best College Award by University of Mumbai
ISO 9001:2015 Certified



Curriculum Feedback Alumni

Academic Year 2022-23

Introduction

Feedback of the Alumni is an essential component for analysis and improvement in the higher education academic culture. Alumni are the most important evaluators of an outcome-based curriculum because only they can match their experience of the curriculum against the demands of their current roles. The Feedback Committee of the college collects feedback from the Alumni pertaining to the varied aspects of the curriculum studied. The feedback forms have been designed with the help of Google forms and shared with the alumni. They are required to submit their responses to the statements and are given choices ranging from Scope for Improvement (1) to Very Good (4). The feedback thus received is then analyzed by the Committee and shared with the Principal, IQAC and the faculty for discussion.

Mechanism of the feedback

- A google feedback form was created with relevant questions relating to different particulars of the curriculum.
- The link of the form was shared to the candidates through social media platforms where they have to fill the same within the stipulated time.
- The link was active for a month
- The feedback was collected for quality improvement of the curriculum.

Aspects of the questionnaire

- Content of course and relevance of units
- Electives offered in terms of their relevance to the specialized streams
- Curriculum meets basic knowledge required for the career
- Usefulness of learning experience in career

Summary:

Total Responded:

Programme Name	Responses
B.A.F.	147
B.A.M.M.C.	95
B.Com.	146
B.F.M.	54
B.M.S.	176
B.Sc.I.T.	170
B.Sc.C.S.	112
B.Sc. Biotechnology	71
M.Com.	59
M.Sc. Biotechnology	29
M.Sc.I.T.	38
Grand Total	1097

Summary of results:

Curriculum Feedback Alumni Academic Year 2022-23

As per the Curriculum Feedback received from the Alumni, the content of course and the relevance to programme is significantly positive on an average of 96.10% and 3.90% responded there is a need of improvement for the same. An elective offered in terms of their relevance to the specialized streams is significantly positive on an average of 96.23% and 3.77% responded that there is a need of improvement. Also the curriculum meets basic knowledge required for the career is significantly positive on an average of 97.39% and 2.61 suggested that improvement is needed for the same. As per the Curriculum Feedback received from the Alumni, the usefulness of learning experience in career is significantly positive on an average of 95.9% and 4.04% responded that there is a need of improvement .

Analysis:

1.Content of course and relevance of units				
Programme	Very Good	Good	Satisfactory	Need Improvement
BCOM	56.76%	28.38%	12.16%	2.70%
BAF	28.77%	49.32%	16.44%	5.48%
BFM	57.69%	30.77%	11.54%	0.00%
BMS	36.13%	50.42%	10.92%	2.52%
BMM	26.67%	48.33%	21.67%	3.33%
IT	34.29%	42.86%	14.29%	8.57%
CS	34.88%	55.81%	6.98%	2.33%
Biotech	36.59%	43.90%	14.63%	4.88%
MSC BT	41.67%	45.83%	8.33%	4.17%
MSc IT	50.00%	40.00%	5.00%	5.00%
AVG	40.34%	43.56%	12.20%	3.90%
Total(Very Good,Good,Satisfactory)	96.10%			3.90%

As per the feedback taken from alumni it has been observed that **average 96.10%** gave a positive response towards **Content of course and relevance of units**

2. Electives offered in terms of their relevance to the specialized streams				
	Very Good	Good	Satisfactory	Need Improvement
BCOM	51.35%	35.14%	8.11%	5.41%
BAF	23.29%	46.58%	26.03%	4.11%
BFM	46.15%	42.31%	11.54%	0.00%
BMS	41.18%	42.86%	14.29%	1.68%
BMM	20.00%	51.67%	23.33%	5.00%
IT	41.43%	35.71%	17.14%	5.71%
CS	39.53%	48.84%	11.63%	0.00%
Biotech	34.15%	39.02%	24.39%	2.44%
MSC BT	45.83%	41.67%	4.17%	8.33%
MSc IT	45.00%	45.00%	5.00%	5.00%
AVG	38.79%	42.88%	14.56%	3.77%
Total(Very Good,Good,Satisfactory)	96.23%			3.77%

As per the feedback taken from alumni it has been observed that **average 96.23%** gave a positive response towards **Electives offered in terms of their relevance to the specialized streams**

3. Curriculum meets basic knowledge required for the career				
	Very Good	Good	Satisfactory	Need Improvement
BCOM	55.41%	28.38%	13.51%	2.70%
BAF	32.88%	42.47%	21.92%	2.74%
BFM	50.00%	42.31%	7.69%	0.00%
BMS	37.82%	47.90%	11.76%	2.52%
BMM	25.00%	53.33%	20.00%	1.67%
IT	37.14%	38.57%	18.57%	5.71%
CS	37.21%	48.84%	13.95%	0.00%
Biotech	41.46%	43.90%	12.20%	2.44%
MSC BT	45.83%	45.83%	0.00%	8.33%
MSc IT	45.00%	45.00%	10.00%	0.00%
AVG	40.77%	43.65%	12.96%	2.61%
Total(Very Good,Good,Satisfactory)	97.39%			2.61%

As per the feedback taken from alumni it has been observed that on average **97.39%** gave a positive response towards **Curriculum meets basic knowledge required for the career.**

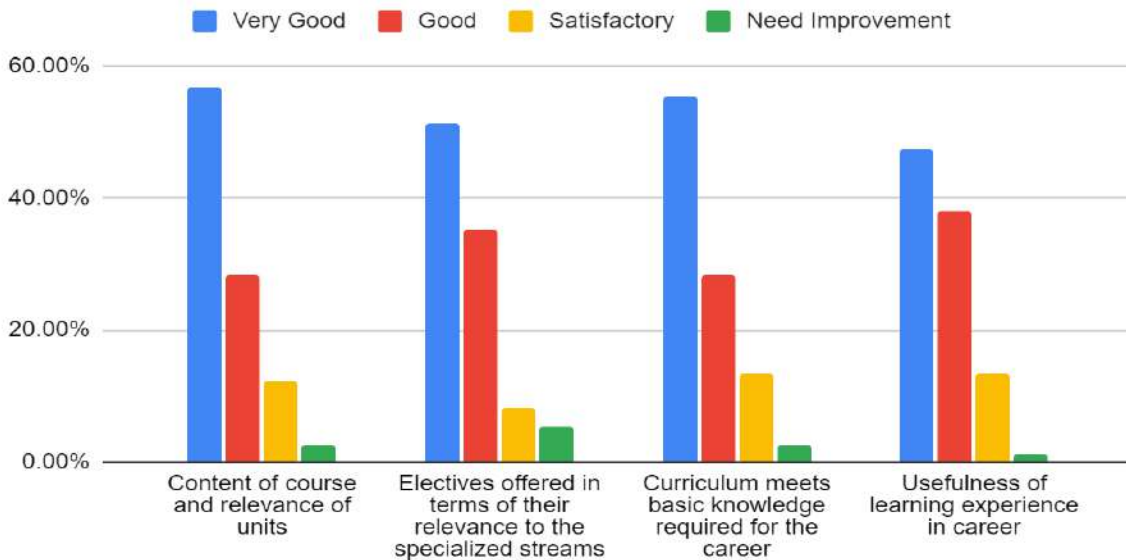
4. Usefulness of learning experience in career				
	Very Good	Good	Satisfactory	Need Improvement
BCOM	47.30%	37.84%	13.51%	1.35%
BAF	32.88%	39.73%	21.92%	5.48%
BFM	42.31%	46.15%	11.54%	0.00%
BMS	36.13%	46.22%	14.29%	3.36%
BMM	21.67%	51.67%	16.67%	10.00%
IT	40.00%	32.86%	20.00%	7.14%
CS	37.21%	46.51%	13.95%	2.33%
Biotech	41.46%	36.59%	19.51%	2.44%
MSC BT	45.83%	45.83%	0.00%	8.33%
MSc IT	45.00%	45.00%	10.00%	0.00%
AVG	38.98%	42.84%	14.14%	4.04%
Total(Very Good,Good,Satisfactory)	95.96%			4.04%

As per the feedback taken from student it has been observed that **average 95.96%** gave a positive response towards **Usefulness of learning experience in career**

Department Wise Analysis

<u>B. Com.</u>				
Question	Very Good	Good	Satisfactory	Need Improvement
Content of course and relevance of units	56.76%	28.38%	12.16%	2.70%
Electives offered in terms of their relevance to the specialized streams	51.35%	35.14%	8.11%	5.41%
Curriculum meets basic knowledge required for the career	55.41%	28.38%	13.51%	2.70%
Usefulness of learning experience in career	47.30%	37.84%	13.51%	1.35%
Average	52.70%	32.43%	11.82%	3.04%
Total(Very Good,Good,Satisfactory)	96.96%			3.04%

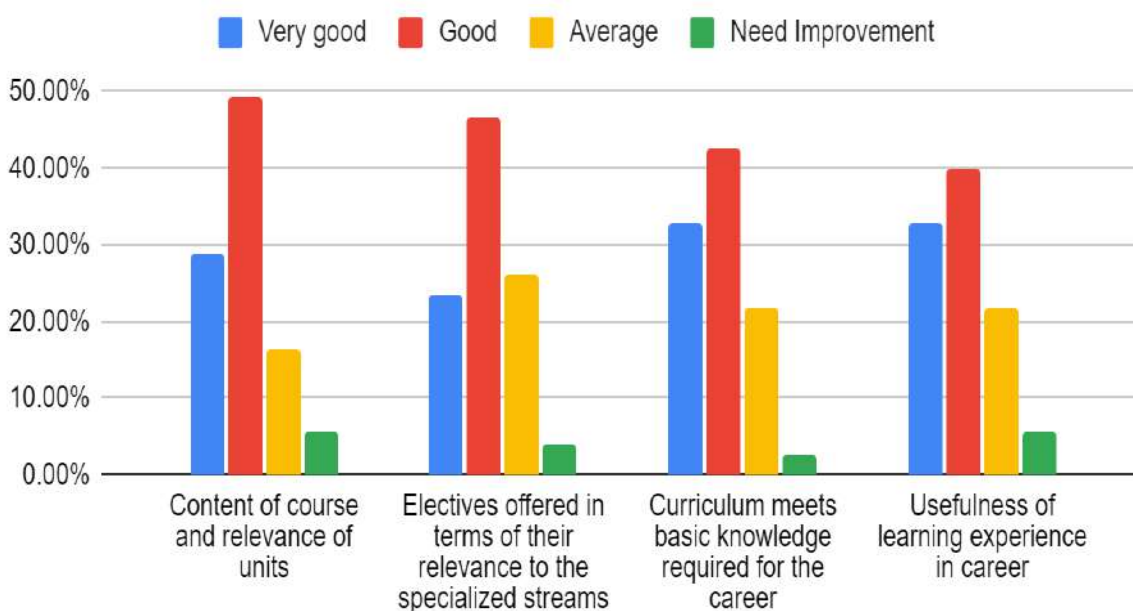
Bachelor of Commerce



As per the feedback taken from alumni of BCOM department it has been observed that **96.96%** are satisfied with the present curriculum and 3.04% suggested that there is a need for improvement in the curriculum .

<u>B.A.F.</u>				
Question	Very Good	Good	Satisfactory	Need Improvement
Content of course and relevance of units	28.77%	49.32%	16.44%	5.48%
Electives offered in terms of their relevance to the specialized streams	23.29%	46.58%	26.03%	4.11%
Curriculum meets basic knowledge required for the career	32.88%	42.47%	21.92%	2.74%
Usefulness of learning experience in career	32.88%	39.73%	21.92%	5.48%
Average	29.45%	44.52%	21.58%	4.45%
Total(Very Good,Good,Satisfactory)	95.55%			4.45%

BAF



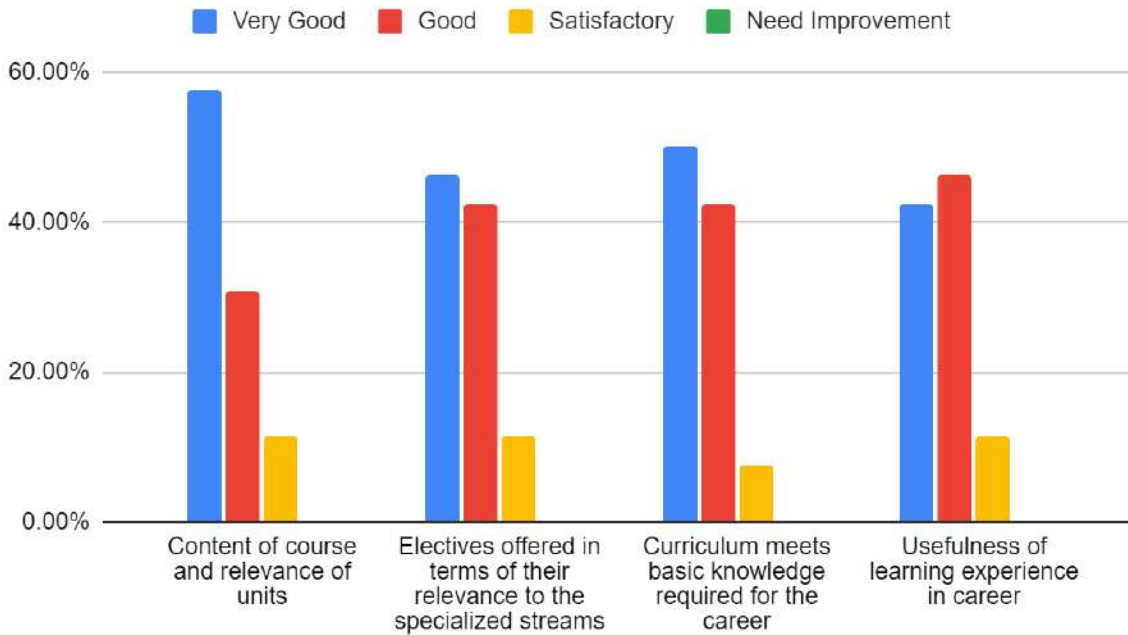
BAF

As per the feedback taken from alumni of BAF department it has been observed that **95.55%** are satisfied with the present curriculum and **4.45%** suggested that there is a need for improvement in the curriculum .

B.F.M.

Question	Very Good	Good	Satisfactory	Need Improvement
Content of course and relevance of units	57.69%	30.77%	11.54%	0.00%
Electives offered in terms of their relevance to the specialized streams	46.15%	42.31%	11.54%	0.00%
Curriculum meets basic knowledge required for the career	50.00%	42.31%	7.69%	0.00%
Usefulness of learning experience in career	42.31%	46.15%	11.54%	0.00%
Average	49.04%	40.38%	10.58%	0.00%
Total(Very Good,Good,Satisfactory)	100.00%			0.00%

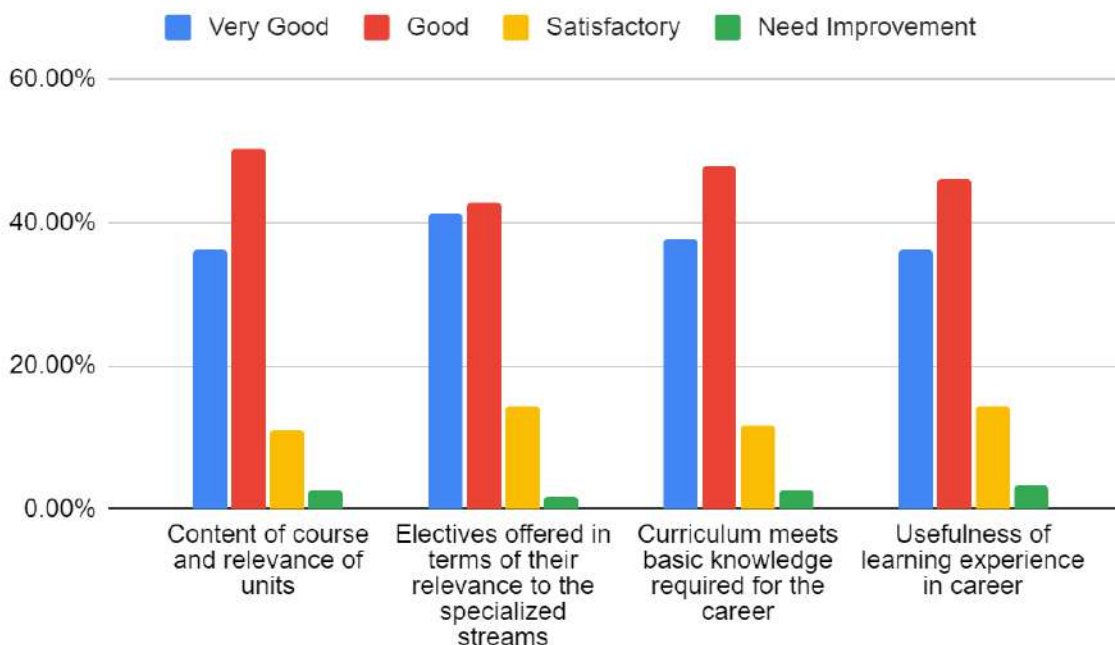
BFM



As per the feedback taken from alumni of B.F.M department it has been observed that **100%** are satisfied with the present curriculum a

<u>B.M.S.</u>				
Question	Very Good	Good	Satisfactory	Need Improvement
Content of course and relevance of units	57.69%	30.77%	11.54%	0.00%
Electives offered in terms of their relevance to the specialized streams	46.15%	42.31%	11.54%	0.00%
Curriculum meets basic knowledge required for the career	50.00%	42.31%	7.69%	0.00%
Usefulness of learning experience in career	42.31%	46.15%	11.54%	0.00%
Average	49.04%	40.38%	10.58%	0.00%
Total(Very Good,Good,Satisfactory)	100.00%			0.00%

Bachelor of Management Studies

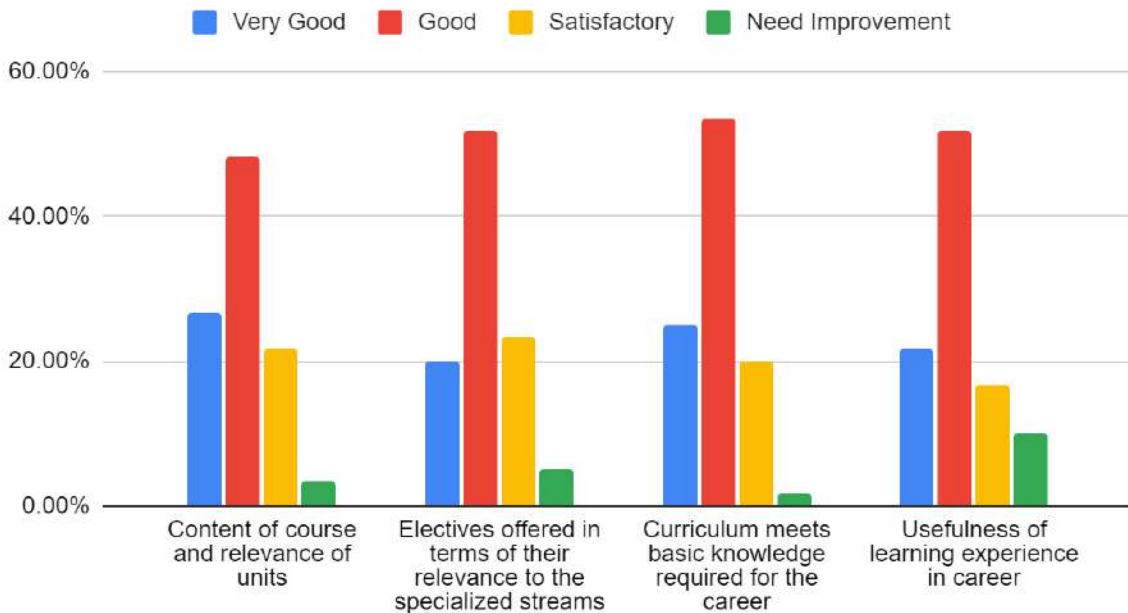


As per the feedback taken from alumni of BMS department it has been observed that **100%** are satisfied with the present curriculum .

B.M.M.

Question	Very Good	Good	Satisfactory	Need Improvement
Content of course and relevance of units	26.67%	48.33%	21.67%	3.33%
Electives offered in terms of their relevance to the specialized streams	20.00%	51.67%	23.33%	5.00%
Curriculum meets basic knowledge required for the career	25.00%	53.33%	20.00%	1.67%
Usefulness of learning experience in career	21.67%	51.67%	16.67%	10.00%
Average	23.33%	51.25%	20.42%	5.00%
Total (Very Good, Good, Satisfactory)	95.00%			5.00%

BMM

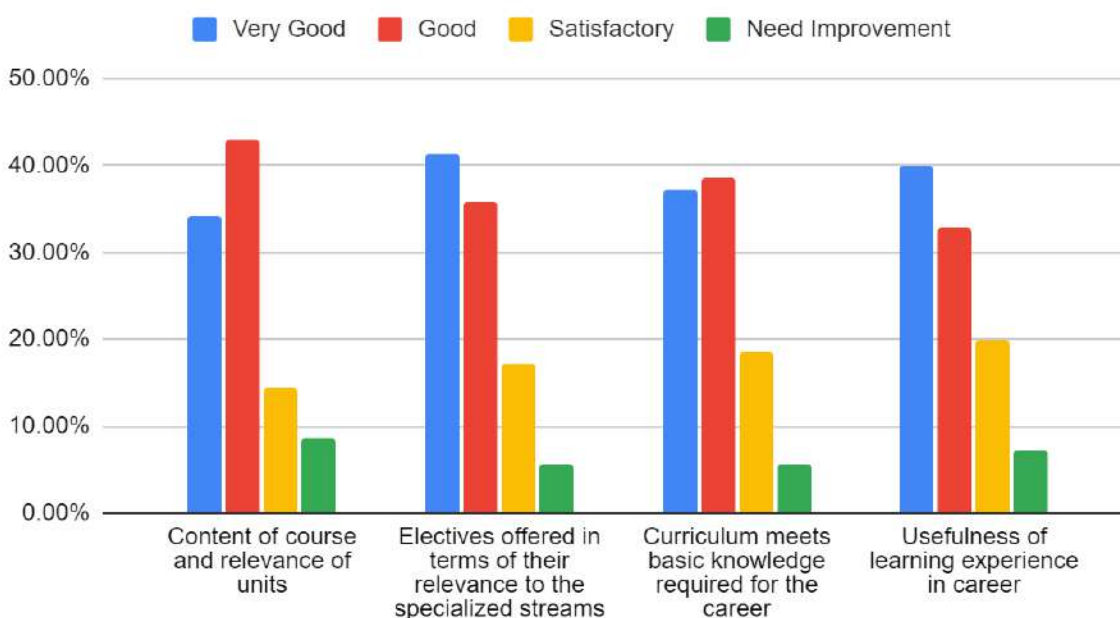


As

per the feedback taken from alumni of BMM department it has been observed that **95.00%** are satisfied with the present curriculum and **5.00%** suggested that there is a need for improvement in the curriculum.

<u>BSc.IT.</u>				
Question	Very Good	Good	Satisfactory	Need Improvement
Content of course and relevance of units	34.29%	42.86%	14.29%	8.57%
Electives offered in terms of their relevance to the specialized streams	41.43%	35.71%	17.14%	5.71%
Curriculum meets basic knowledge required for the career	37.14%	38.57%	18.57%	5.71%
Usefulness of learning experience in career	40.00%	32.86%	20.00%	7.14%
Average	38.21%	37.50%	17.50%	6.79%
Total (Very Good, Good, Satisfactory)	93.21%			6.79%

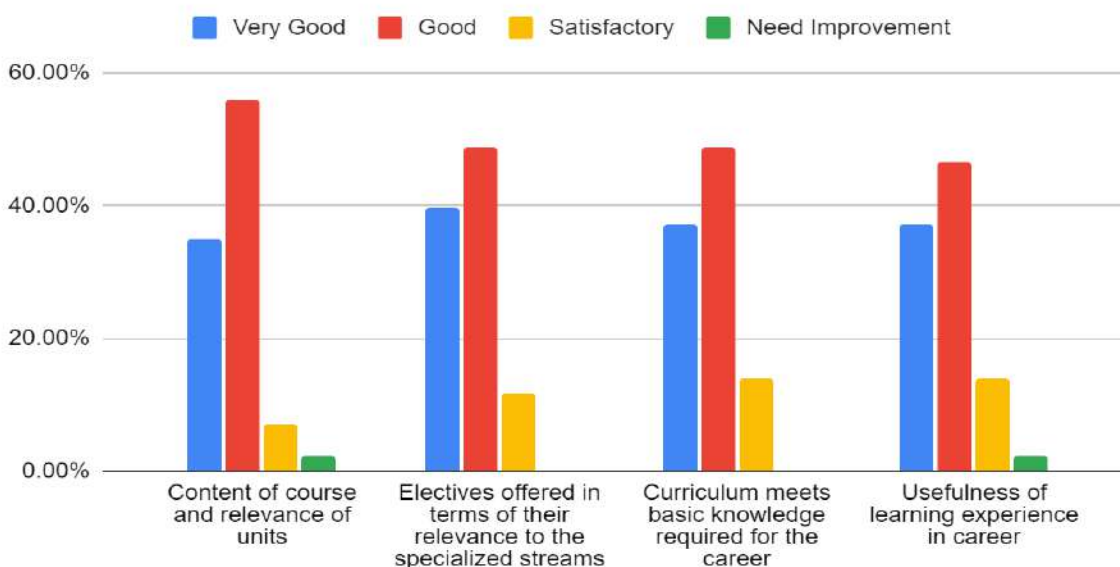
BSc Information Technology



As per the feedback taken from alumni of BSc Information Technology department it has been observed that **93.21%** are satisfied with the present curriculum and **6.79%** suggested that there is a need for improvement in the curriculum

<u>BSc.CS.</u>				
Question	Very Good	Good	Satisfactory	Need Improvement
Content of course and relevance of units	34.88%	55.81%	6.98%	2.33%
Electives offered in terms of their relevance to the specialized streams	39.53%	48.84%	11.63%	0.00%
Curriculum meets basic knowledge required for the career	37.21%	48.84%	13.95%	0.00%
Usefulness of learning experience in career	37.21%	46.51%	13.95%	2.33%
Average	37.21%	50.00%	11.63%	1.16%
Total (Very Good, Good, Satisfactory)	98.84%			1.16%

BSc Computer Science

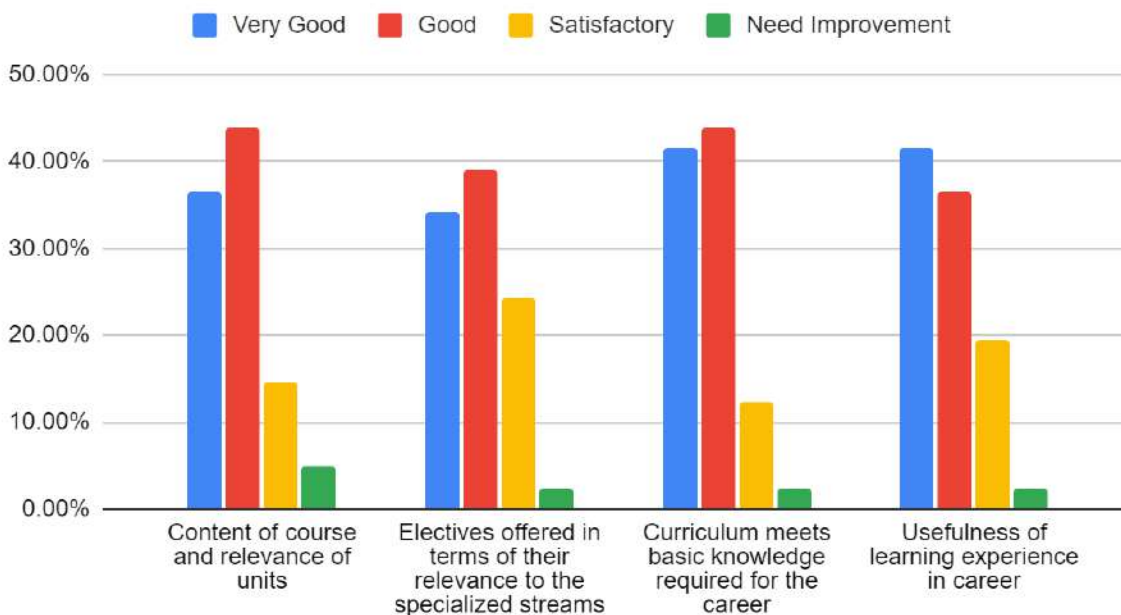


As

per the feedback taken from alumni of B.Sc Computer Science department it has been observed that **98.84%** are satisfied with the present curriculum and **1.16%** suggested that there is a need for improvement in the curriculum

<u>BSc.BT.</u>				
Question	Very Good	Good	Satisfactory	Need Improvement
Content of course and relevance of units	36.59%	43.90%	14.63%	4.88%
Electives offered in terms of their relevance to the specialized streams	34.15%	39.02%	24.39%	2.44%
Curriculum meets basic knowledge required for the career	41.46%	43.90%	12.20%	2.44%
Usefulness of learning experience in career	41.46%	36.59%	19.51%	2.44%
Average	38.41%	40.85%	17.68%	3.05%
Total (Very Good,Good,Satisfactory)	96.95%			3.05%

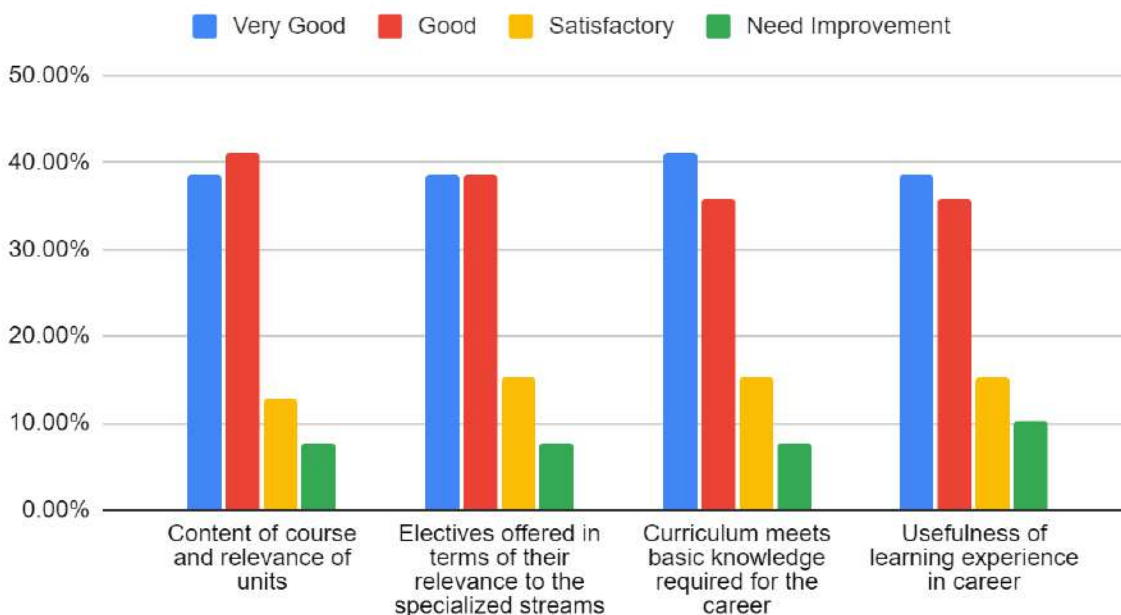
BSc Biotechnology



As per the feedback taken from alumni of BSc Bio Technology department it has been observed that **96.95%** are satisfied with the present curriculum and **3.05%** suggested that there is a need for improvement in the curriculum.

<u>M.Com.</u>				
Question	Very Good	Good	Satisfactory	Need Improvement
Content of course and relevance of units	38.46%	41.03%	12.82%	7.69%
Electives offered in terms of their relevance to the specialized streams	38.46%	38.46%	15.38%	7.69%
Curriculum meets basic knowledge required for the career	41.03%	35.90%	15.38%	7.69%
Usefulness of learning experience in career	38.46%	35.90%	15.38%	10.26%
Average	39.32%	38.46%	14.53%	7.69%
Total (Very Good, Good, Satisfactory)	92.31%			7.69%

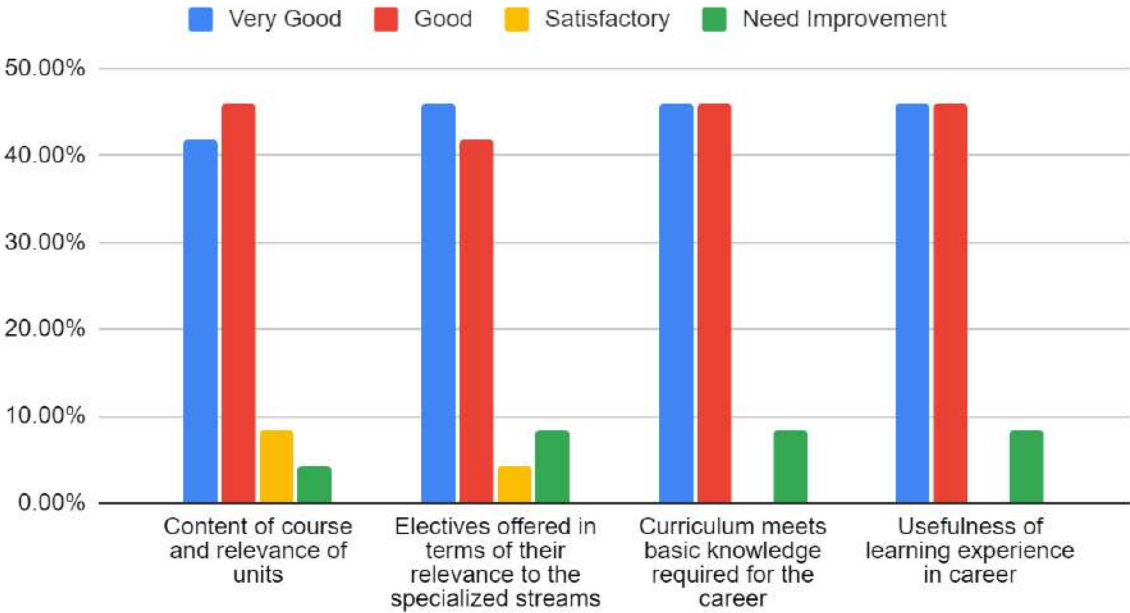
MCOM



As per the feedback taken from alumni of MCOM department it has been observed that **92.31%** are satisfied with the present curriculum and 7.69% suggested that there is a need for improvement in the curriculum

<u>MSc.Biotechnology</u>				
Question	Very Good	Good	Satisfactory	Need Improvement
Content of course and relevance of units	41.67%	45.83%	8.33%	4.17%
Electives offered in terms of their relevance to the specialized streams	45.83%	41.67%	4.17%	8.33%
Curriculum meets basic knowledge required for the career	45.83%	45.83%	0.00%	8.33%
Usefulness of learning experience in career	45.83%	45.83%	0.00%	8.33%
Average	44.79%	44.79%	3.13%	7.29%
Total (Very Good, Good, Satisfactory)	92.71%			7.29%

MSc Biotechnology

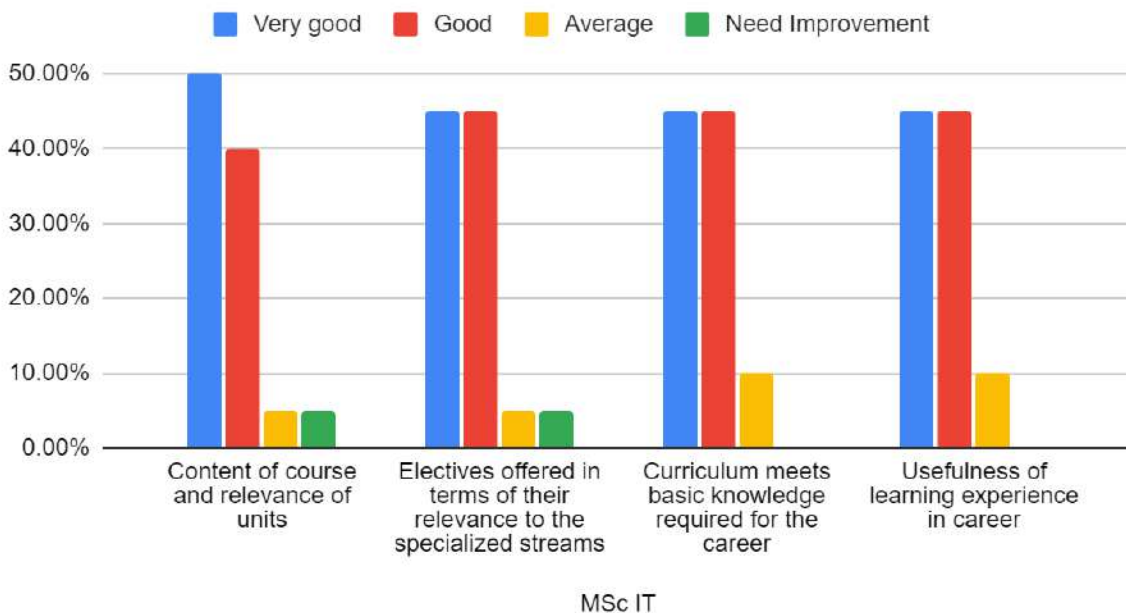


As per the feedback taken from alumni of MSc. Biotechnology department it has been observed that **92.71%** are satisfied with the present curriculum and **7.29%** suggested that there is a need for improvement in the curriculum

MSc.Information Technology

Question	Very Good	Good	Satisfactory	Need Improvement
Content of course and relevance of units	50.00%	40.00%	5.00%	5.00%
Electives offered in terms of their relevance to the specialized streams	45.00%	45.00%	5.00%	5.00%
Curriculum meets basic knowledge required for the career	45.00%	45.00%	10.00%	0.00%
Usefulness of learning experience in career	45.00%	45.00%	10.00%	0.00%
Average	46.25%	43.75%	7.50%	2.50%
Total(Very Good,Good,Satisfactory)	97.50%			2.50%

MSC IT





As per the feedback taken from alumni of MSc Information Technology department it has been observed that **97.50%** are satisfied with the present curriculum and **2.50%** suggested that there is a need for improvement in the curriculum

Suggestions and Action Taken

Sr. No	Suggestion	Action Taken
BFM	Focus more toward practical application	Revised curriculum contains practical application hence no action required
B.A.M.M.C.	Provide Better Placement Cells	Placement cell made more tie ups with corporates hence there will be more companies coming to campus.
B.A.M.M.C.	If college can offer internship opportunities to students after SY, it would be great as the real world situation is different.	Various MoUs are signed for more internship opportunities
B.A.M.M.C.	Give some practical studies or knowledge which related to field	Revised curriculum contains practical application hence no action required
B.A.F.	More Practical subject like analytics, operations management for electives Some excel computer shortcuts formal all should be given	Revised curriculum contains practical application hence no action required
B.A.F	We need job from campus	Placement cell made more tie ups with corporates hence there will be more companies coming to campus.
B.A.F.	Could include more activities that will give practical knowledge	Revised curriculum contains practical application hence no action required



B.M.S	Needed more of industry related knowledge than theoretical part	Expert sessions will be arranged and some part of curriculum will be taught by them
BCOM	Let the students go thoroughly the concept, focus on foundation of student	Revised curriculum contains practical application hence no action required
B.Sc.BT	The curriculum should inculcate more certificate courses and hands on workshops	Department of skill development and entrepreneurship introduced more than 50 certificate courses already having hands on and workshops, hence no action required
B.Sc. IT	Can try to give more real time industrial knowledge apart from books.	Industry experts are invited to share their views as well as industry visit is arranged for students, hence no action required
B.Sc. IT	Compulsory time can be allotted for internships or a chance to be part of 15-20 days of live projects can help gain clarity.	Practical project is included in all the programs as a Continuous Assessment II
B.Sc.C.S.	Provide more elective	As per New Education Policy pool of interdisciplinary elective is included in the curriculum as well as different tracks are introduced in the programme
M.COM	Field based knowledge would be nice	Project is included in the programme

Specimen Form

2022-23 CURRICULUM FEEDBACK ALUMNI  

Questions Responses **1,097** Settings

Section 1 of 2

2022-23 CURRICULUM FEEDBACK ALUMNI  

Academic Year 2022-23

Email *

Valid email

This form is collecting emails. [Change settings](#)

Name of the Alumni *

Short answer text

Programme Name *

B.Com.

B.A.F.

- B.F.M.
- B.M.S.
- B.A.M.M.C.
- B.Sc.I.T.
- B.Sc.C.S.
- B.Sc.BT
- M.Sc.BT
- M.Sc.I.T.
- M.Com.

Contact Number (provide currently active no.) *

☰

Short answer text

Email ID *

Short answer text

What is your current status? *

- Employed
- Self Employed
- Pursing further studies
- Other

If Employed, select appropriate option *

- Placed through placement cell of Pillai college
- Placed privately
- This Question is Not Applicable

If Self Employed, select appropriate option *

- Own Startup
- Family Business
- Other
- This question is Not Applicable

If Pursing further studies, select appropriate option *

☰

- From group of Pillai Institutions
- From other college/university
- From abroad
- This question is not applicable

After section 1 Continue to next section



Section 2 of 2

Parameters for curriculum evaluation of the programme



(Please put tick marks in the relevant boxes)

4- Very Good 3 - Good 2 - Satisfactory 1 - Scope for Improvement

Content of course and relevance of units *

⋮

	1	2	3	4	
Scope for improvement	<input type="radio"/>	<input type="radio"/>	<input type="radio"/>	<input type="radio"/>	Very good

Electives offered in terms of their relevance to the specialized streams *

	1	2	3	4	
Scope for Improvement	<input type="radio"/>	<input type="radio"/>	<input type="radio"/>	<input type="radio"/>	Very Good

Curriculum meets basic knowledge required for the career *

	1	2	3	4	
Scope for improvement	<input type="radio"/>	<input type="radio"/>	<input type="radio"/>	<input type="radio"/>	Very good

Usefulness of learning experience in career *

	1	2	3	4	
Scope for improvement	<input type="radio"/>	<input type="radio"/>	<input type="radio"/>	<input type="radio"/>	Very Good

Suggestions for Improvement

Short answer text



Mahatma Education Society's
Pillai College of Arts, Commerce & Science
(Autonomous)

Affiliated to University of Mumbai
NAAC Accredited 'A' grade (3 cycles)
Best College Award by University of Mumbai
ISO 9001:2015 Certified



Curriculum Feedback of Employers

Introduction

Employers' feedback can act as a key enabler for the educational institution to improve the quality of curriculums. It helps to tame the students in such a way that they may be able to identify the problems and challenges to be expected in the workplace and solve them ethically. It also provides insights which are invisible to the teachers which in turn help them to improve and develop the curriculum accordingly. This will help the students to excel in their skills which are required by the employers. So, for this purpose, a placement officer who is available to us, took feedback on the syllabus from companies that visit our campus for recruitment. We have included relevant content related to skill development and employability in the feedback form.

Mechanism of the feedback

- A google feedback form was created with relevant questions relating to different particulars of the curriculum.
- The link of the form was shared to the candidates through social media platforms where they have to fill the same within the stipulated time.
- The link was active for a month
- The feedback was collected for quality improvement of the curriculum.

Aspects of the questionnaire:

- Meeting basic knowledge required for the career and employment
- Relevance of curriculum in contemporary times
- Application of learned skills at work
- Satisfaction level as per requirement of employment

Summary

Total Responded: Employers 26

Summary of results:

Curriculum Feedback from employers Academic Year 2022-23

There were 26 responses and 4 suggestions received from the employers on curriculum feedback.

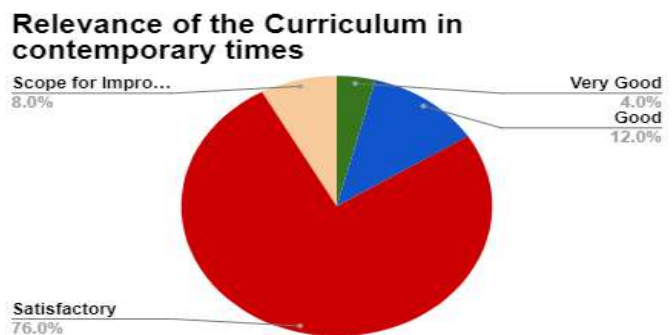
Suggestions:

- (a) Students should be more confident and articulate well during Business Evaluation round of interviews
- (b) Please train the students on communication skills
- (c) The assessment techniques of students should inculcate communication skills also.
- (d) Train on communication skills

92% (Very good +Good +Satisfactory) of the employers gave positive responses for the relevance of the curriculum in contemporary times whereas 8% responded there is scope of improvement. 96% (Very good +Good +Satisfactory) of the employers responded positively towards the curriculum that meets basic knowledge required for employment whereas 4% responded there is scope of improvement with the same. 88% (Very good +Good +Satisfactory) of the employers gave positive responses for the Skills learnt by students are applied at work whereas 12 % were satisfied responded there is scope of improvement with the same.92% (Very good +Good +Satisfactory) of the employers responded positively towards the satisfaction level of the curriculum as per requirement of employment whereas 8% suggested improvement for the same.

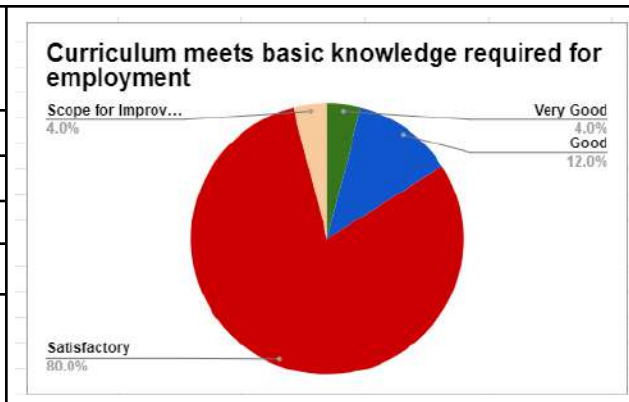
Data Analysis

Relevance of the Curriculum in contemporary times	Percentage
Very Good	4.00%
Good	12.00%
Satisfactory	76.00%
Scope for Improvement	8.00%
Total	100.00%



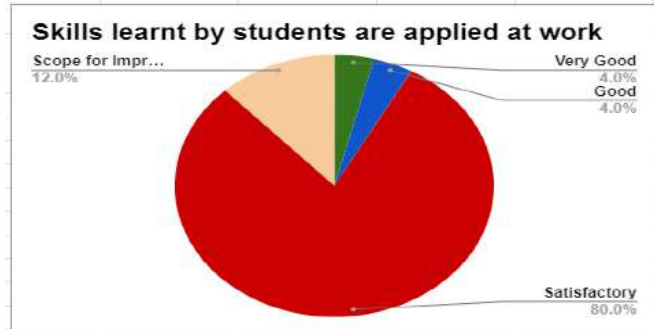
Here, **76%** of employers give satisfactory responses to the relevance of the curriculum, 4% say it is very good and 12% say it is good, the rest **8%** think it needs improvement.

Curriculum meets basic knowledge required for employment	Percentage
Very Good	4.00%
Good	12.00%
Satisfactory	80.00%
Scope for Improvement	4.00%
Total	100.00%



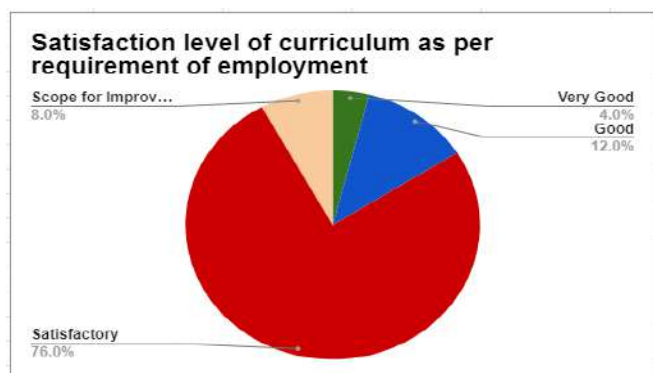
Here, **80%** of employers give satisfactory responses about curriculum meets basic knowledge for employment, 4% say it is very good and 12% say it is good, the rest **4%** think it needs improvement.

Skills learnt by students are applied at work	Percentage
Very Good	4.00%
Good	4.00%
Satisfactory	80.00%
Scope for Improvement	12.00%
Total	100.00%



Here, 80% of employers give satisfactory responses that skills learnt by students are applied at work, 4% say it is very good and 4% say it is good, the rest 12% think it needs improvement.

Satisfaction level of curriculum as per requirement of employment	Percentage
Very Good	4.00%
Good	12.00%
Satisfactory	76.00%
Scope for Improvement	8.00%
Total	100.00%



Here, **76%** of employers give satisfactory responses that satisfaction level of curriculum is required as per employment, 4% say it is very good and 12% say it is good, the rest **8%** think it needs improvement.

Action Taken Report

Suggestion		Action Taken
1.	Please keep workshops or guest lectures from PR fields. So that the students will understand what the company is looking for and what they need to concentrate on.	Orientation sessions lectures are organised to groom students by taking inputs from companies
2.	A more project oriented academic curriculum and startup exposures by collaborating with startups would help students to gain knowledge that is more robust and helpful in applying things they learnt.	Project is made as mandatory part as one of the components of continuous evaluation
3.	Looking up for more candidates enrollments	Coordinators and class teachers giving orientation and encouraging for enrolment
4	Attendance during selection process	Students are encouraged to attend selection process by making them understand the importance of attending interviews and participation in group discussions

2022-23 CURRICULUM FEEDBACK EMPLOYERS



Academic Year 2022-23

Name of the Employer *

Short answer text

Designation *

Short answer text

Email ID *

Short answer text

Phone number *

Short answer text

How many years of association with college *

Short answer text

On an average how many students get selected from college *

Short answer text



Section 2 of 2

Parameters for curriculum evaluation



(Please put tick (✓) marks in the relevant boxes)

Relevance of the Curriculum in contemporary times *

	1	2	3	4	
Scope for improvement	<input type="radio"/>	<input type="radio"/>	<input type="radio"/>	<input type="radio"/>	Very Good

Curriculum meets basic knowledge required for employment *

	1	2	3	4	
Scope for Improvement	<input type="radio"/>	<input type="radio"/>	<input type="radio"/>	<input type="radio"/>	Very Good

Skills learnt by students are applied at work *

	1	2	3	4	
Scope for Improvement	<input type="radio"/>	<input type="radio"/>	<input type="radio"/>	<input type="radio"/>	Very Good

Satisfaction level of curriculum as per requirement of employment *

	1	2	3	4	
Scope for improvement	<input type="radio"/>	<input type="radio"/>	<input type="radio"/>	<input type="radio"/>	Very Good

Any other suggestions.

Short answer text


Response sheet


2022-23 CURRICULUM FEEDBACK EMPLOYERS (Responses) ☆ 📄 🗑️

File Edit View Insert Format Data Tools Extensions Help

75% 123 Default... 10 + B I A

Timestamp	Name of the Employer	Designation	Email ID	Phone number	How many	On an average	Relevance of Curriculum	mes	Skills learnt	Satisfaction	Any other suggestions.
3/1/2023 17:21:24	Deepa S Pillai	Director - Recruitment &	deepa@p-h.com	9820932062	1	1	1	2	1	1	1 Please keep workshops or guest lectures from PR fields. So that the students w
3/8/2023 13:31:07	Rutuja Bhagat	Campus Recruiter	Rutuja.bhagat@eurheria	8830784202	3	10	3	3	2	3	
3/13/2023 12:28:30	Vaishakh Sajeelan	Founder and CEO	vaishakh@oreto.co.in	9930502027	1	1	3	3	3	3	3 A more project oriented academic curriculum and startup exposures by collabor
3/27/2023 18:10:33	Property Patrol	HR Manager	hr@propertypatrol.com	8698542089	3	4	2	2	2	2	2 More registrations
3/28/2023 8:33:42	Savio Fernandes	HR Head	savio@esocorfin.tech.com	0320090680	6	7	2	2	2	2	2 No
3/28/2023 8:38:29	Ms. Pooja - IDBI BANK	Team HR	eamouse@idbi	7021476005	1	5	2	2	2	2	2 Looking up for more candidates/enrollments
3/28/2023 0:49:04	Harsani G - Accenture	HR Manager	CampusConnects@accor	870092032	2	0	3	3	2	2	2 -
3/28/2023 8:53:52	Rajalakshmi - NeoGape	Talent Acquisition	rajalakshmi@neogape.co	00870367787	1	2	1	1	2	2	2 Attendance during selection process
3/28/2023 8:58:20	Rani Bhikar - Yalmanor	HR Department	rani.bhikar@yalmanor	7718992560	3	4	2	2	2	2	
3/28/2023 7:04:11	Rahul Gupta - Jio	Dy. Manager - HRBP	Rahul.Gupta@jio	7021456202	4	10	2	2	2	2	
3/28/2023 7:32:00	Sekahi Dubey - ICIQ Pri	HR Department	sekahi.dubey@icqipr	8018031549	4	2	2	2	2	2	
3/28/2023 10:55:50	Sumana Pandit - JM Fins	Manager - Human Resou	Sumana.Pandit@jmf.f	9833130412	2	4	2	2	2	2	2 Looking forward for more intake
3/28/2023 15:20:46	Sani Gurneet	Operations manager	gurneet1_exampl@gmail	9987993173	1	4	4	4	4	4	
3/28/2023 7:18:12	Adarsh S - Federal Bank	HR Manager	adarshs@federalbank.co	4842034360	5	5	2	2	1	1	1 Need more preparedness
3/20/2023 7:50:00	Samanata Saini - Deloitte	Talent Acquisition Team	samsaini@deloitte.com	9448440777	1	5	2	2	2	2	
3/28/2023 7:59:00	Shubhank Joshi - Decathl	Talent Acquisition	shubhank.joshi@decathl	7019883358	1	10	2	2	2	2	
3/28/2023 8:02:28	Asnitha - Manjai Techno	Senior HR Executive	asnitha.p@manjai.net	9933270172	6	15	2	2	2	2	
3/28/2023 8:08:31	Tanu Gupta - Solative So	HR Manager	tanu.hr@solative.com	9797197046	2	7	2	2	2	2	
3/28/2023 8:11:15	Devayang Takale - Yuva H	Team HR	hr@yuvahomevisitors.com	9082718128	3	9	2	2	1	2	
3/28/2023 8:14:26	Vanshika - Wipro	HR Associate	vanshika.saraswat@wipr	9044008469	7	5	2	2	2	2	
3/28/2023 8:20:30	Vishant Kumar - Team L	HR manager	vishant.kumar@teamleat	7004756034	2	4	2	2	2	2	2 No
3/28/2023 8:24:21	Disha Terkar - TCS	Talent Acquisition Group	disha.terkar@tcs.com	09707814111	8	5	2	2	2	2	2 No
3/28/2023 8:27:48	Aseem Agarwal - Neo Sc	HR Associate	aseem.agarwal@neosc	9833438132	5	3	2	2	2	2	2 -
3/28/2023 8:31:17	Pratik Patil - Mollai O	Assistant Manager	pratik.patil@mollai.co	7208843432	2	0	2	2	2	2	2
3/20/2023 8:38:21	Smriti Shetty - Digipres	HR Manager	hr@digipres.com	8770012005	2	7	2	2	2	2	2 No
4/20/2023 14:32:16	MSX International	Senior Associate - HR	roshni.chaurasia@maxi	7620035862	6	5	4	4	4	4	





Dr. Gajanan Wader
PRINCIPAL
Mahatma Education Society's
Pimpri College of Arts, Commerce & Science (Autonomous)
 Affiliated to University of Mumbai
 Dr. K. M. Vasudevan Pimpri Campus,
 Sector-16, New Panvel - 410 206